

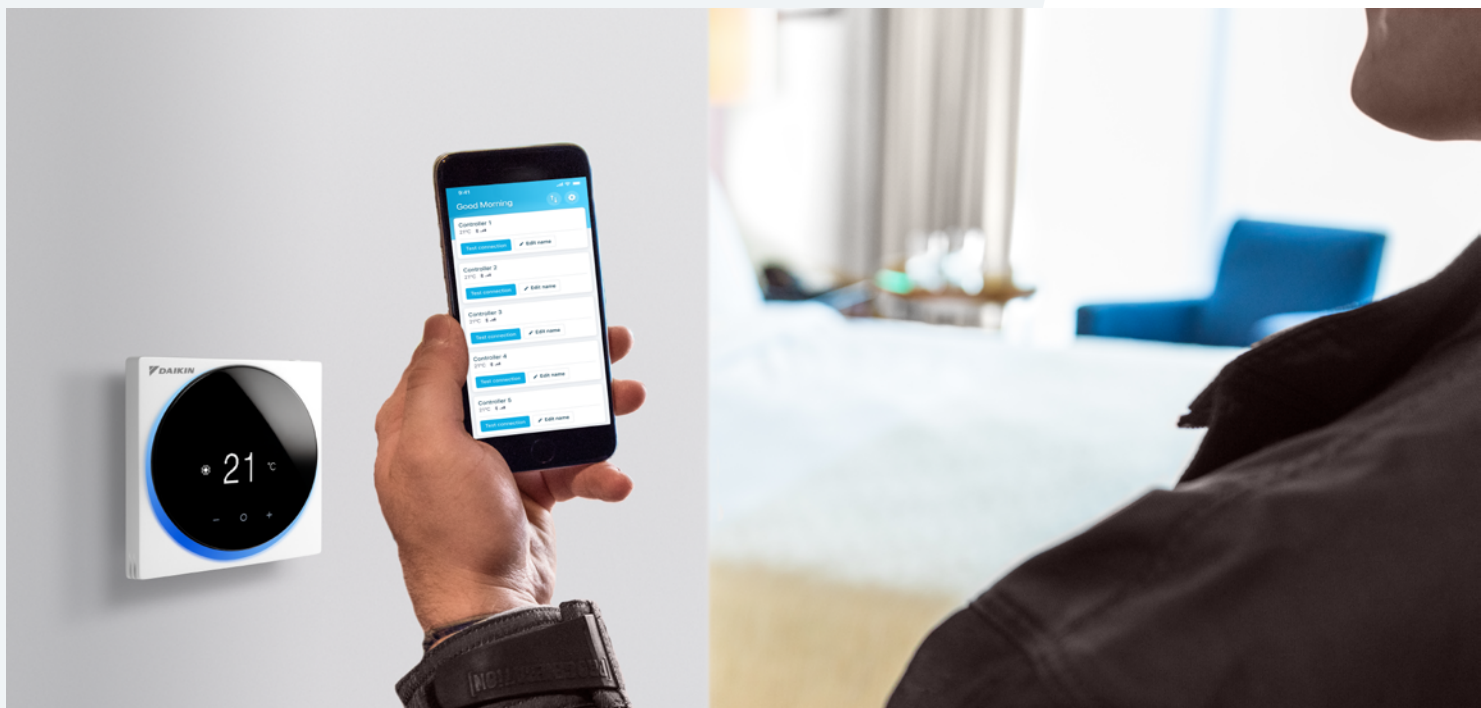


Control Systems

Connect with Daikin

2025
NEW





Connect with Daikin

If you are a user or installer it is important you can **interact with our systems** in the easiest way, from **anywhere you are**. For any user our interfaces create **peace of mind** that their system is running in the best possible way.

Depending on the type of user and application Daikin develops controls and cloud services to ensure the best experience.

- For home owners it means **app and voice control** of their home comfort.
- For hotel owners it means easy and stylish **personal control for guests**, with an integration in hotel booking software for central control
- For technical managers it means **cloud access** to all sites, with the possibility to benchmark, optimize performance
- For installers it means **easy transfer of settings during commissioning**, remote retrieval of errors and preventive alerts to save time on maintenance or interventions

Our controls enable you to **connect with your customer**, save time, improve your comfort intelligently and reduce energy bills.



White

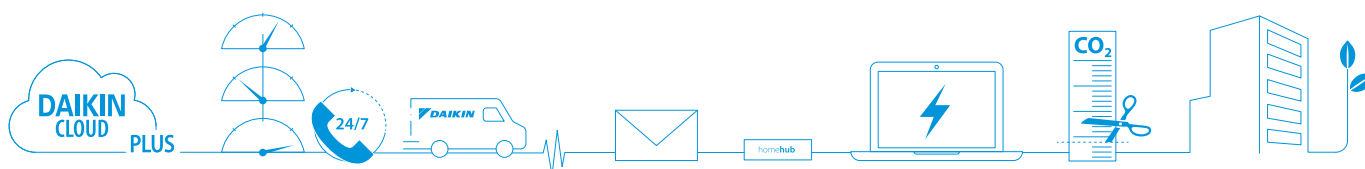
Silver

Black



homehub

Remote monitoring



Control Systems

Application overview	954
----------------------	-----

Individual control systems	958
----------------------------	-----

▪ Onecta App	958
▪ Daikin HomeHub - Home Energy Management	962
▪ Daikin Cloud Service Residential	965
▪ Madoka wired remote controller	970
▪ Individual wireless room controllers	974
▪ Multi zone controller	978
▪ Daikin mAP	980

Centralised control systems	982
-----------------------------	-----

▪ Centralised remote controller / Unified ON/OFF controller	982
▪  Intelligent Controller	983
▪  Intelligent Controller	984
▪  Intelligent Manager	986
▪ Daikin Cloud Plus 	988
▪  Intelligent Manager	994

Standard protocol interfaces	998
------------------------------	-----

▪ Individual Modbus Interface	998
▪ KNX Interface	1002
▪ PMS Interface for hotels	1003
▪ BACnet Interface	1004
▪ LonWorks Interface	1005

Daikin on Site (DoS) 	1006
--	------

Indoor Environmental Sensor	1010
-----------------------------	------

Daikin Configurator Software	1012
------------------------------	------

▪ EKPCAB4	1012
-----------	------

Other devices	1013
---------------	------

▪ Wireless room temperature sensor	1013
▪ Wired room temperature sensor	1013
▪ Other integration devices	1014

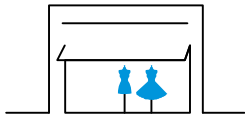
Options & Accessories	1015
-----------------------	------











Control solutions summary

Daikin offers various control solutions adapted to the requirements of even the most demanding commercial application.

- Basic control solutions for those customers with few requirements and limited budget
- Integrating control solutions for those customers who would like to integrate Daikin units into their existing BMS system
- Advanced control solutions for those customers who expect Daikin to deliver a mini BMS solution, including advanced energy management

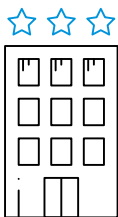
Shop










	Unit control		Integrating control				Advanced control			
										
	BRP069*	BRC1H52 W7/S7/K7	RTD-20	EKMBPP1A	KLIC DI V2	EKMBDXB	DCC601A51	DCM601B51	DGE601A51	DGE602A51
	Smartphone control for up to 50 indoor units	1 remote controller for 1 indoor unit (group)	1 gateway for 1 indoor unit (group)	1 gateway for 1 indoor unit (group)	Two additional probes can be connected	1 gateway for max. 64 indoor unit(s) (groups) & 10 outdoors	1 unit for 32 indoor unit(s)	1 iTM for 64 indoor unit(s) (groups) (1)	Up to 512 units with extension modules via Daikin Cloud Plus	Max 64 units via Daikin Cloud Plus
Automatic control of A/C	•	•	•	•	•	•	•	•	•	•
Limit control possibilities for shop staff	•	•	•	•	•	•	•	•	•	•
Create zones within the shop			•				•	•	•	•
Interlock with eg. Alarm, PIR sensor			•				• (limited)	•	•	•
Integration into smart home systems	• (5)									
Integrate Daikin units into existing BMS via Modbus			•	•		•				
Integrate Daikin units into existing BMS via KNX					•					
Integrate Daikin units into existing BMS via HTTP								•		
Monitor energy consumption	• (3)							•	•	•
Advanced energy management								•	•	•
Allows free cooling								•		
Voice control	• (4)									
Integrate Daikin products cross pillars into Daikin mini- BMS								•	•	
Integrate third party products into Daikin mini-BMS								•	•	•
Online control	•							• (2)	•	•
Manage multiple sites									•	•

(1) 7 iTM plus adapters (DGE601A52 and DGE601A53) can be added to have 512 indoor groups and 80 outdoor (systems) | (2) Through own IT set-up (not Daikin cloud server) | (3) Not available on all indoors | (4) Only for BRP069C51, connection to Google Assistant and Amazon Alexa | (5) Only for BRP069C51, contact your local sales representative for an overview of available services.

Hotel



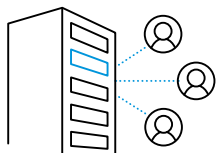
	Unit control	Integrating control		Advanced control			
							
	BRC1H52 W7/S7/K7	RTD-20	KLIC DI V2	DCM010A51	DCM601B51	DGE601A51	DGE602A51
	1 remote controller for 1 indoor unit (group)	1 gateway for 1 indoor unit (group)	Two additional probes can be connected	1 interface for up to 2,500 indoor units	1 iTM for 64 indoor unit(s) (groups) (1)	Up to 512 units with extension modules via Daikin Cloud Plus	Max 64 units via Daikin Cloud Plus
Hotel guest can control & monitor basic functionalities from his room	•						
Limit control possibilities for hotel guests	•	•	•	•	•	•	•
Interlock with window contact		•			•	•	•
Interlock with key-card		•			•	•	•
Integrate Daikin units into existing BMS via Modbus		•					
Integrate Daikin units into existing BMS via KNX			•				
Integrate Daikin units into existing BMS via HTTP				•			
Integrate Daikin unit control in hotel booking software				•			
Oracle Opera PMS				•			
Monitor energy consumption					•	•	•
Advanced energy management					•	•	•
Integrate Daikin products cross pillars into Daikin mini- BMS					•	•	
Integrate third party products into Daikin mini-BMS					•	•	•
Online control					•	•	•









(1) 7 iTM plus adapters (DGE601A52 and DGE601A53) can be added to have 512 indoor groups and 80 outdoor (systems)

For more information how to apply our controllers in different applications, consult our controls application catalogue via our consulting sales corner.



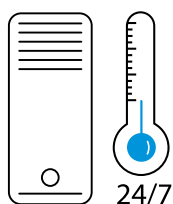
Office




	Unit control	Integrating control			Advanced control			
								
	BRC1H52 W7/S7/K7	EKMBDXB	DMS504B51	DMS502A51	DCC601A51	DCM601B51	DGE601A51	DGE602A51
	1 remote controller for 1 indoor unit (group)	1 gateway for max. 64 indoor unit(s) (groups) & 10 outdoors	1 gateway for 64 indoor unit(s) (groups)	1 gateway for 128 indoor unit(s) (groups), 20 outdoors (2)	1 unit for 32 indoor unit(s) (groups)	1 iTM for 64 indoor unit(s) (groups) (1)	Up to 512 units with extension modules via Daikin Cloud Plus	Max 64 units via Daikin Cloud Plus
Automatic control of A/C	•	•	•	•	•	•	•	•
Centralised control for management		•	•	•	•	•	•	•
Local control for office staff	•				•	Through web	•	•
Limit control possibilities for office staff	•	•	•	•	•	•	•	•
Integrate Daikin units into existing BMS via Modbus		•						
Integrate Daikin units into existing BMS via HTTP						•		
Integrate Daikin units into existing BMS via LonTalk			•					
Integrate Daikin units into existing BMS via BACnet				•				
Energy consumption read out	• (3)					•	•	•
Monitor energy consumption						•	•	•
Advanced energy management						• (5)	•	•
PPD software to distribute used kWh/indoor unit				• (4)		•	•	•
Integrate Daikin products cross pillars into Daikin mini- BMS						•	•	
Integrate third party products into Daikin mini-BMS						•	•	•
Online control							•	•
Manage multiple sites							•	•

(1) 7 iTM plus adapters (DGE601A52 and DGE601A53) can be added to have 512 indoor groups and 80 outdoor (systems) | (2) Extension (DAM411B51) needed to have up to 256 indoor unit(s) (groups), 40 outdoors | (3) Not available on all indoor units | (4) via DAM412B51 option | (5) via DCM002A51 option

Infrastructure cooling



	Unit	Integrating	Advanced
			
	BRC1H52W7/S7/K7	RTD-10	DCM601B51
	1 remote controller for 1 indoor unit (group) (2)	1 gateway for 1 indoor unit (group) Up to 8 gateways can be linked together	1 iTM for 64 indoor unit(s) (groups) (1)
Automatic control of A/C	•	•	•
Back-up operation	•	•	•
Duty rotation	•	•	•
Limit control possibilities in the technical cooling room	•	•	•
If room temperature above max., then show alarm & start standby unit.		•	•
If an error occurs, an alarm will be shown.	•	•	•
If an error occurs, activate an alarm output	Via KRP2/4A option (3)	•	Via WAGO I/O

(1) 7 iTM plus adapters (DGE601A52 and DGE601A53) can be added to have 512 indoor groups and 80 outdoor (systems) | (2) Infrastructure cooling functions only compatible with indoor units connected to RZQG*/RZAG* outdoor units. | (3) See option list of indoor unit

Home



	Onecta BRP069	Homehub EKRHH	HomeControls	Madoka BRC1HDDAK7/S7/W7	DCS Residential
	Free mobile application to control residential units	Centralized controller for residential applications	System for residential multi zoning	Unit controller for heating/cooling	Remote unit access for Installers including field settings and monitoring
End user access and settings	•	•	•	•	
Installer access and settings				•	•
Voice control	•				
Control of Comfort settings	•	•	•	•	•
Monitor energy consumption	•			•	•
Monitor IAQ (If connected to Air Purifier)	•				
Integrate Daikin Units using Local Interface		•			
Integrate Daikin Units using Cloud API	•				
Allow control through third party	•	•			
Settings of Schedules	•		•	•	•
Temperature range restrictions				•	•
Optimize PV self consumption		•			





Onecta App

Now available with voice control

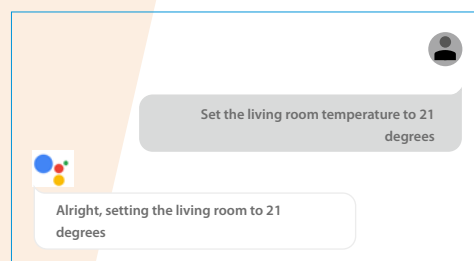
The Onecta App is for those who live their life on the go and who want to manage their Daikin system from their smartphone.



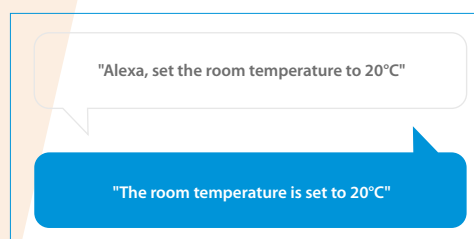
onecta Voice control

To provide users with even more comfort and ease, the Onecta App now offers voice control. This hands-free feature cuts down on clicks to manage units faster than ever before.

Cross-functional and multilingual, voice control pairs well with any smart device, including Google Assistant and Amazon Alexa.

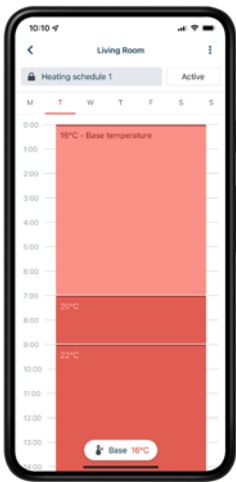


Example of using the voice control via Google Assistant



Scan the QR code to
download the app now

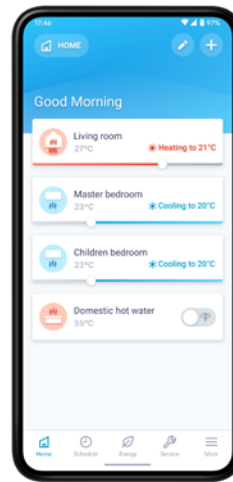




Schedule

Set up a programme outlining when the system should operate, and create up to six actions per day.

- ☒ Schedule room temperature and operation mode
- ☒ Enable holiday mode to save costs



Control

Customise the system to fit your lifestyle and year-round comfort levels.

- ☒ Change room and domestic hot water temperature
- ☒ Turn on powerful mode to boost hot water production



Monitor

Receive a thorough overview of how the system is performing and how much energy it consumes.

- ☒ Check the status of the heating system
- ☒ Access energy consumption graphs (day, week, month)

Function availability depends on the system type, configuration and operation mode. The app functionality is only available if both the Daikin system and the app have a reliable internet connection.



Now with Indoor & Outdoor Air Quality Information on fingertips

The new Daikin Air Purifiers MCK70Z & MC80Z are now integrated with Daikin Onecta App. In our mission to inform consumers everything related to their indoor and outdoor air quality, the app now also lets consumers monitor the outdoor air quality. This means that control of good indoor air quality is available easily on the fingertips through the smartphones.



Possible Onecta Connections

For Daikin Altherma

	Outdoor		Indoor		connection to Onecta	
					WLAN	LAN
ASHP	Daikin Altherma 4 H	EPSK06/08/10/12/14	F	EPVX/Z	standard	
			ECH ₂ O	EPSX(B)		
			W	EPBX		
	Daikin Altherma 3 H HT	EPRA14/16/18D*	F	ETVH/X/Z16-E7	standard	optional: BRP069A62
			ECH ₂ O	ETSH(B)/X(B)16-E7		
			W	ETBH/X16-E7		
	Daikin Altherma 3 H MT	EPRA08/10/12E*	F	ETVH/X/Z12-E	standard	optional: BRP069A62
			ECH ₂ O	ETSH(B)/X(B)12-P-E		
			W	ETBH/X12-E		
	Daikin Altherma 3 R MT	ERRA-EV*	F	ELVH/X/Z-E	standard	optional: BRP069A62
			ECH ₂ O	ELSH/X(B)-E		
			W	ELBH/X-E		
	Daikin Altherma 3 R	ERGA-E*	F	EHVH/X/Z-E	standard	optional: BRP069A62
			ECH ₂ O	EHSB(B)/X(B)-P-E		
			W	EBBH/X-E		
GS/WS	Daikin Altherma 3 R	ERLA11/14/16D*	F	EBVH/X/Z-D	optional: BRP069A78 or BRP069A71	optional: BRP069A62
			ECH ₂ O	EBSH(B)/X(B)-D		
			W	EBBH/EBBX-D		
	Daikin Altherma 3 R	ERLA03DV	F	EHFH/Z03-S18D3V	×	optional: BRP069A62 or BRP069A61
	Daikin Altherma 3 H	EPGA-DV7	F	EAVH/X/Z-D7	×	optional: BRP069A62 or BRP069A61
			W	EABH/X-D7		
	Daikin Altherma 3 M	EBLA09/11/14/16D(7) EDLA09/11/14/16D			optional: BRP069A78	optional: BRP069A62
	Daikin Altherma 3 M	EBLA04/06/08E EDLA04/06/08E			standard	optional: BRP069A62
	Daikin Altherma R Hybrid	EVLQ-CV3		EHYH8H-AV32	×	optional: BRP069A62 or BRP069A61
	Daikin Altherma H Hybrid	EJHA-AV3	Boiler	EHYKOMB33AA2/3	×	optional: BRP069A62 or BRP069A61
COMB.	Daikin Altherma 3 GEO			EGSAH/X-(U)D9W	×	standard
	Daikin Altherma 3 WS			EWSA-D	×	standard
COMB.	Daikin Altherma 3 C Gas W			D2CND-A1/A4		optional: DRGATEWAYAA
				D2TND-A4		

* In case both WLAN and LAN options are possible, we advice to choose WLAN if possible as the WLAN adaptors offer more possibilities (e.g. remote MMI update, more remote installer settings)

For Air to Air Heat Pumps

Model #	WLAN	Availability of WLAN	Onecta	Daikin Cloud Service
Ururu Sarara	FTXZ-N	Optional	User settings	N/A
Daikin Emura	FTXJ-M*	Standard - Included in the box	User settings	N/A
Stylish	FTXJ-A*	Integrated	User settings	Basic field settings
	FTXJ-A*9	Integrated	User settings	Full field settings
	FTXA-A/B*	Integrated	User settings	N/A
Perfera	FTXTA-C*	Integrated	User settings	Full field settings
	FTXA-C*	Integrated	User settings	Full field settings
	FTXM-R	Integrated	User settings	N/A
	FTXTM-S	Integrated	User settings	N/A
	FTXM-A	Integrated	User settings	Full field settings
Comfora	FTXTM-A	Integrated	User settings	Full field settings
	FTXTM-S	Integrated	User settings	Full field settings
	FTXP-M*	Optional	User settings	N/A
	FTXP-N - smal classes (20,25,35,50)	Optional	User settings	N/A
	FTXP-N9 - smal classes (20,25,35,50)	Integrated	User settings	Full field settings
Sensira	FTXP-N - big classes (60/71)	Standard - Included in the box	User settings	Full field settings
	FTXF-D	Optional - BRP069B45	User settings	N/A
	FTXF-E	Optional - BRP069C47	User settings	N/A
	FTXF-F	Standard	User settings	N/A

For Daikin Air Purifiers

Model #	WLAN
MCK80Z/ZB	integrated
MCK70W/BFW & MCKZOH/BFH	integrated

For VRV

	Model #	WLAN
VRV 5 indoor units	FXFA-A	Optional BRP069C51 (1)
	FXZA-A	
	FXKA-A	
	FXDA-A	
	FXSA-A	
	FXMA-A	
	FXHA-A	
	FXUA-A	
	FXAA-A	
	FXNA-A	


(1) MMust be combined with BRC1H52W/S/K

For Sky Air

	Model #	WLAN
Sky Air	FDXM-F9	Optional BRP069C81 (1)
	FFA-A9	
	FBA-A(9)	
	FDA125A	
	ADEA-A	
	FAA-B	
	FHA-A(9)	
	FUA-A	
	FVA-A	
	FNA-A9	
	FCAG-B	Optional BRP069C82 (2)
	FCAHG-H	
	FDA200-250A	Optional BRP069C82 (3)

(1) Only possible in combination with wired or wireless remote control |
(2) EWHAR1 is required if autocleaning panel & Onecta is connected; Cannot be combined with KRP4A53; Only possible in combination with wired or wireless remote control | (3) Cannot be combined with KRP4A51 and KRP2A51





HomeHub

Daikin Home Energy Management System

Daikin HomeHub can, depending on the user's needs, support two different modes:

As a controller:

HomeHub is the main controller intended to optimise the energy consumption of a Daikin Altherma heat pump or air-to-air Multi+ heat pump in combination with a PV system.

As an interface:

HomeHub is used to control our Daikin Altherma heat pump or our range of air-to-air heat pumps from a home automation or energy management system through a local interface.

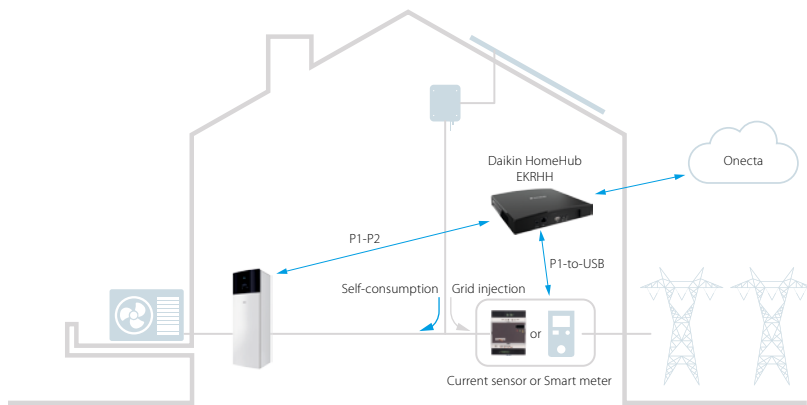
Basic specifications:

- Daikin P1-P2 connectivity
- LAN connectivity for features upgrades and Modbus IP
- Modbus RTU connectivity
- Configuration, control and feedback through the MMI of the Daikin Altherma or Multi+ (DHW) tank



NEW

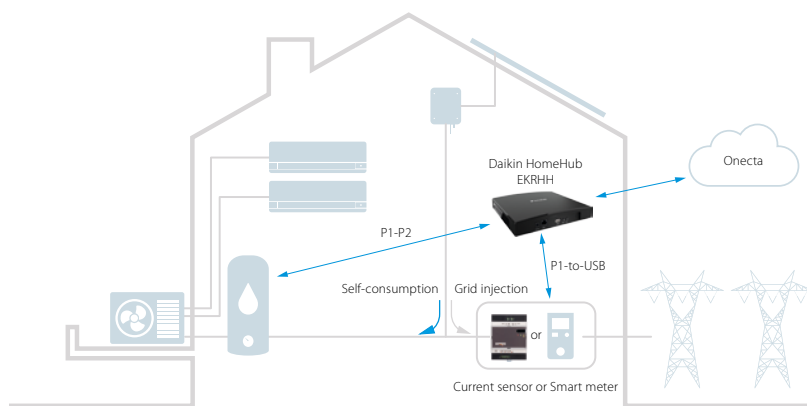
Discover the four use cases:



Logic: DHW generation using the excess of PV energy

Use Case 1: PV self-consumption for Daikin Altherma

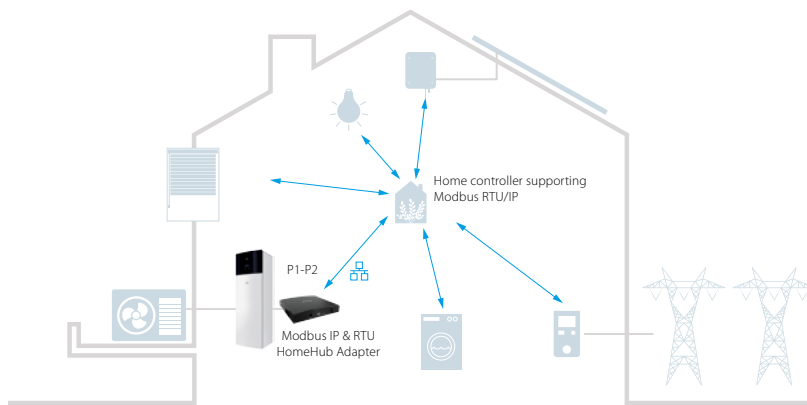
PV self-consumption for Daikin Altherma is optimising the energy consumption of the heat pump by using the energy generated by the PV panels. This is achieved by using the solar energy, which would normally be injected into the grid, **to heat up the domestic hot water or to buffer energy in space pre-heating or pre-cooling.**



Logic: In summer season, DHW is generated by running the immersed 1,200W heater on the excess of PV while the multi continues to run for cooling

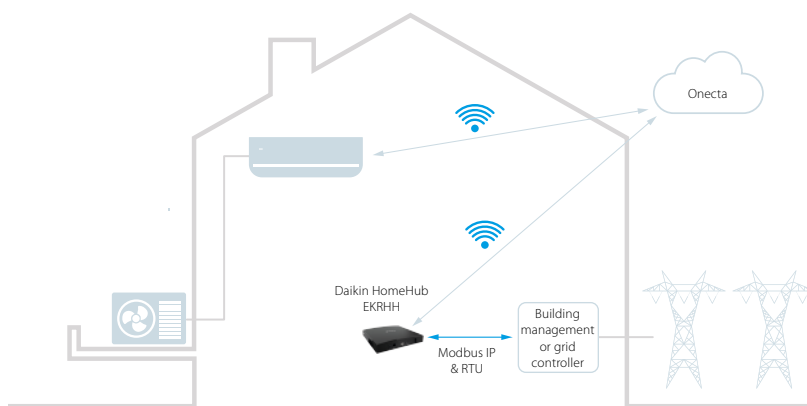
Use Case 2: PV self-consumption for Multi+

This use case shows similarity with use case 1 for Daikin Altherma. However, once the injection is higher than 1.2 kW, the excess of energy is in this case directly supplied to the booster heater of the domestic hot water tank. This will **accelerate the generation of domestic hot water at a low cost.**



Use Case 3: Modbus RTU/IP for Daikin Altherma

This use case integrates Daikin Altherma units in a home automation or energy management system through Modbus IP/RTU. The interface provides comfort and energy features.



Use Case 4: Modbus RTU/IP for Daikin air-to-air heat pumps

This use case provides Smart Grid readiness to our air-to-air heat pump range, through Modbus RTU/IP.





Daikin Cloud Service Residential

Daikin Cloud Service Residential is an online remote monitoring platform that allows HVAC professionals to monitor, finetune and control Daikin Residential products throughout their lifetime.

Residential installers will now be able to remotely monitor and manage customer unit settings across a range of parameters and datapoints, while swiftly diagnosing and resolving service issues.



Benefits for the installer



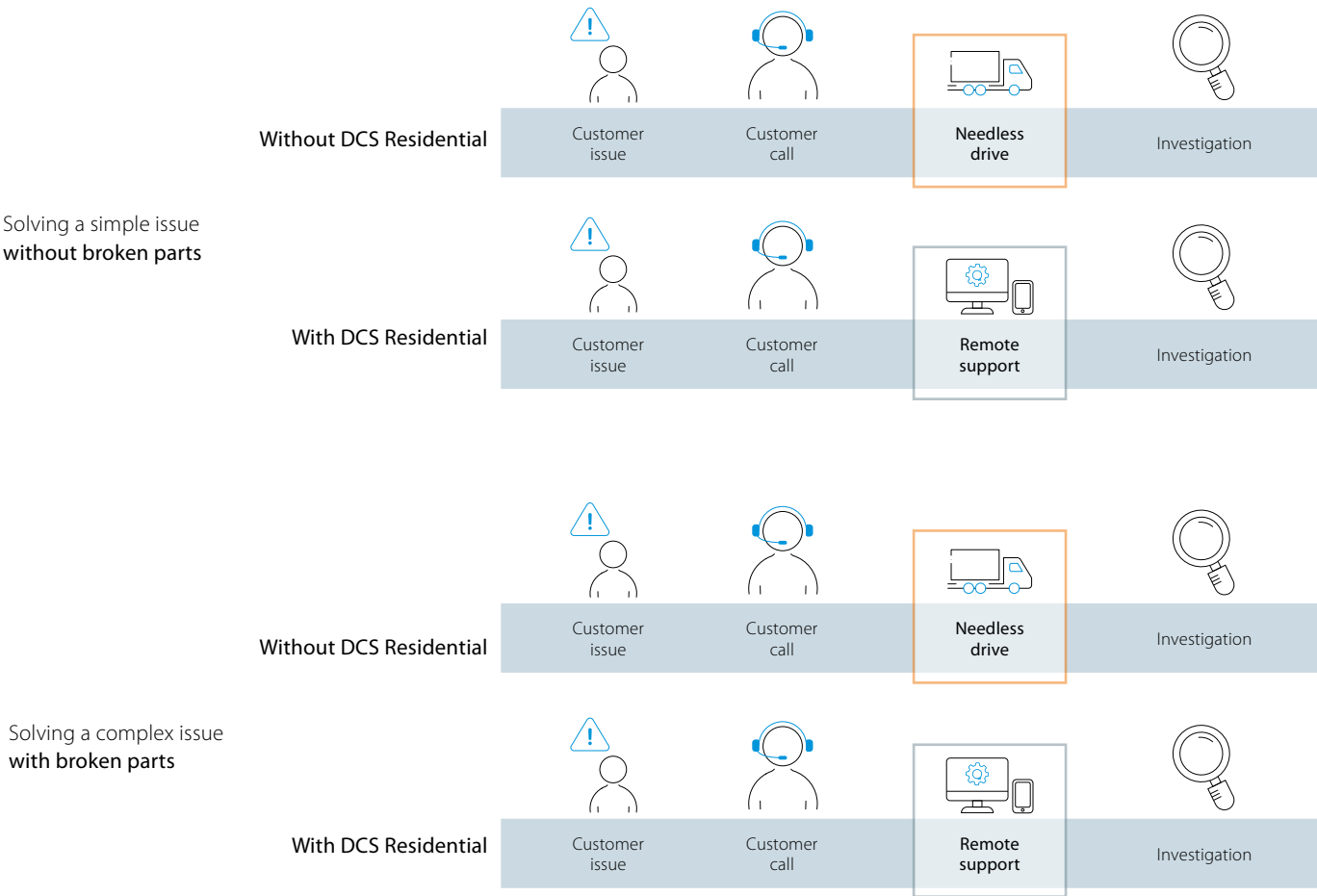
More installation capacity: Remote diagnosis and troubleshooting streamline the process, leading to quicker and more efficient resolutions, thereby minimizing onsite visits and boosting installation capacity. Currently, a significant amount of time is consumed by visits to units with incorrect settings. Additionally, DCS Residential can be employed for addressing faulty units as well.



Cost Savings: Remote monitoring reduces the necessity for on-site visits and improves the rate of first-time fixes, and saves time and travel costs. Therefore, it enhances the cost-effectiveness of installer operations.



Enhanced Customer Service: Installers can offer faster and better customer support by remotely monitoring their systems. They can respond promptly to customer inquiries, provide quick solutions, and offer a higher level of service.



User settings: The ability to access user controls will enable installers to monitor and adjust settings remotely where issues arise due to setting errors, eliminating the need to make home visits.

Field settings: Installers can control over a comprehensive range of field settings that also allows installers to finetune more advanced settings such as the operation of Daikin's '2-area motion detection sensor' technology and target room temperature correction to maximise home comfort levels.

Data capture and analysis: With 36 D-checker data points, plus the ability to view to two months data history, installers can monitor critical information for the residential units remotely. A new visualisation feature with new graphic display has been included to simplify trend analysis and enable faster problem identification. Often resulting in remote resolution. Where a site visit is required, being able to order the right parts in advance will increase the 'first time fix' ratio.

Benefits for the end-user



Reduced Downtime: Quickly identifying and fixing issues minimizes system downtime.

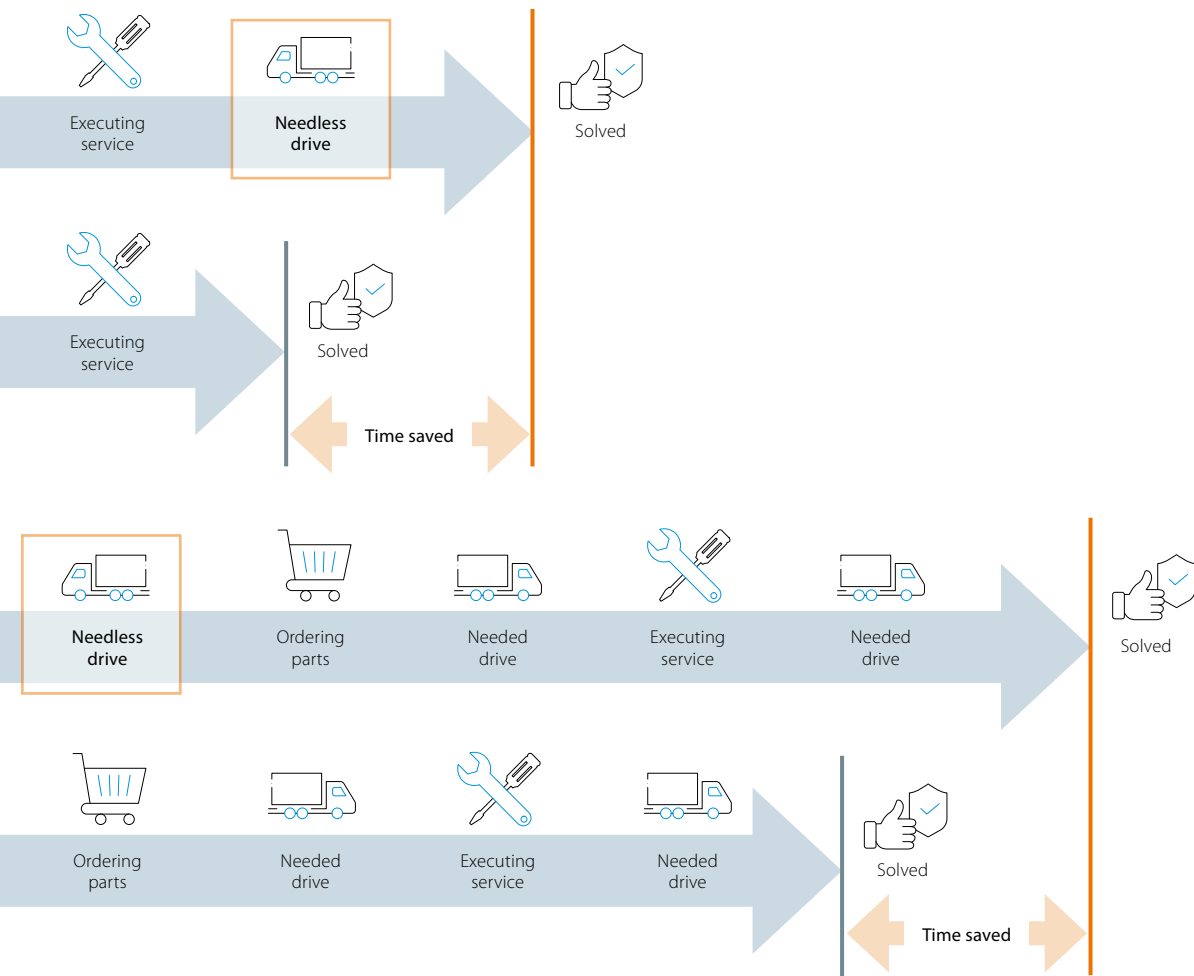


Cost Savings: Remote monitoring helps in identifying and addressing issues without the need for on-site visits.

This reduces travel and service costs charged.



Peace of Mind: Customers feel assured knowing their systems are remotely monitored, trusting that any issues will be promptly addressed, enhancing their overall experience.



User settings

Data points



Visit the website

How to access the tool?

Daikin Cloud Service Residential is available on the **Stand By Me portal** and **e-Care app** which allow the **real time monitoring** and **control** of Daikin Residential HVAC systems from anywhere with internet access.



Explore
Daikin Metroline

What is Stand By Me?

It is an **after-sales platform** that acts as a digital logbook to **track the status** of the **installed base** and gives opportunities for after-sales business.

By using SBM you can:

- Manage the warranty data
- Perform remote monitoring
- Manage the maintenance
- Log the Repair activity
- Have an overview of the orders



Visit & register yourself
on Stand By Me

Available Models

Please reach out to your local Daikin representative for all current available models with DCS residential.

For further details on Stand By Me and other digital tools, please reach out to your local Daikin representative, who will provide you with available training sessions.





Madoka wired remote controller

The beauty of simplicity.

Madoka



Silver
RAL 9006 (metallic)
BRC1H52S7



Black
RAL 9005 (matte)
BRC1H52K7



White
RAL9003 (glossy)
BRC1H52W7

User-friendly wired remote controller with premium design


Madoka combines refinement and simplicity

- Sleek and elegant design
- Intuitive touch-button control
- Three display options: standard, detailed and **new symbolic view**
- Three colours to match any interior
- Compact, measures only 85 x 85 mm
- Advanced settings **copy function** and commissioning via smartphone
- CO₂ concentration visualisation



red**dot** award 2018
winner





Madoka Assistant

Simplifies the advanced settings such as schedule or set point limitation



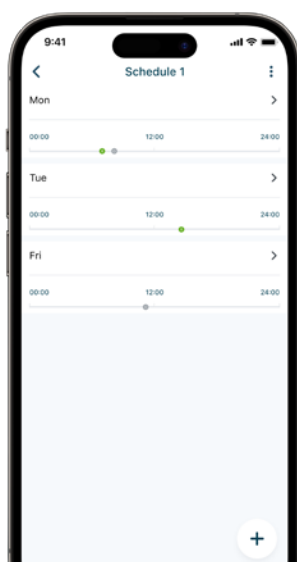
- Visual interface simplifies advanced settings such as schedule setting, energy saving activation, setting restrictions, etc.
- Save field settings and schedules on your phone and upload to multiple controllers, saving time and cost
- Easy and quick commissioning
- Featuring Bluetooth® low energy technology

Control your devices

Set schedules

Gain insights

Installer mode



Madoka wired remote controller for Sky Air and VRV



BRC1H52W7
Symbolic view



BRC1H52S7
Standard view



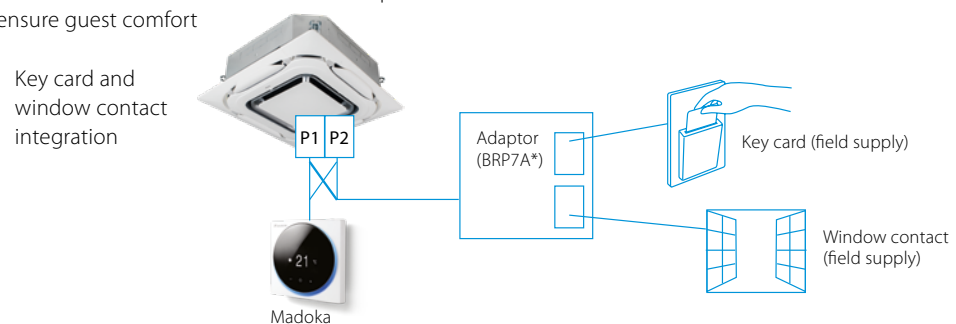
BRC1H52K7
CO₂ visualisation

A complete redesigned controller focussed to enhance user experience

- Sleek and elegant design
- Intuitive touch-button control
- Three display options: standard, detailed and **symbolic view**
- Direct access to basic functions (on/off, set point, mode, target values, fan speed, louvres, filter icon & reset, error & code)
- Three colours to match any interior
- Compact, measures only 85 x 85 mm
- Real time clock with auto update to daylight saving time

Hotel application features

- Energy saving through key card, window contact integration and set point limitation (BRP7A*)
- Flexible setback function ensures room temperature remains within comfortable limits to ensure guest comfort



Madoka Assistant: Advanced settings can be easily done via your smartphone

Control your devices



A range of energy-saving functions that can be selected individually

- Temperature range restriction: Save on energy by setting the low temperature limit in cooling mode and the high temperature limit in heating mode (1)
- Setback function
- Adjustable presence detector and floor sensor (available on the Round Flow and Fully Flat Cassettes)
- Automatic temperature reset
- Auto off timer

Kilowatt-hour consumption tracking (2)

The kWh indicator displays indicative power consumption for the last day/month/year.

Other functions

- Three user access levels: Basic user, Advanced and Installer to match user requirements and prevent improper use.
- Save field settings and schedules on your phone and upload to multiple controllers, saving time and cost
- Mark frequently used menu's as favourites for direct access
- Up to three independent schedules can be programmed, allowing you to switch easily between them throughout the year (e.g. summer/winter/mid-season)
- Menu settings can be individually locked or restricted
- The outdoor unit can be set to quiet mode and power consumption limit control by schedule (3)
- Real-time clock that updates automatically for daylight saving

Cost-effective solution for infrastructure cooling applications

- Only in combination with RZAG* / RZQG*
- Duty rotation

After a certain period of time, the operating unit will go into standby and the standby unit will take over, extending the system lifetime. Rotation interval can be set for 6, 12, 24, 72 or 96 hours, as well as weekly.

- Back-up operation: if one unit fails, the other unit will start automatically



(1) Also available in auto cooling/heating changeover mode
(2) For Sky Air FBA, FCAG and FCAHG pair combinations only
(3) Only available on RZAG*, RZASG*, RZQG*, RZQSG*

BRC1HHDW / BRC1HHDS / BRC1HHDK

Madoka wired remote controller for Daikin Altherma 3 heat pumps



BRC1HHDW7



BRC1HHDA57



BRC1HHDAK7

Madoka combines refinement and simplicity, while ensuring more stable room temperature



Intuitive control with a premium design:

The smooth curves of the Madoka controller offer a sleek, refined shape which is distinguished by its striking blue circular display. Presenting a clear visual reference with large easy to read numbers, the controller features are accessed through three touch buttons, which combine intuitive control with easy adjustability for an enhanced user experience.

Three colours to match any interior design:

No matter your interior design, Madoka will match it. Silver gives an additional touch to stand out in any interior or application, while Black is an ideal match for darker, stylish interiors. White offers a sleek, modern look.

Easily set operation parameters:

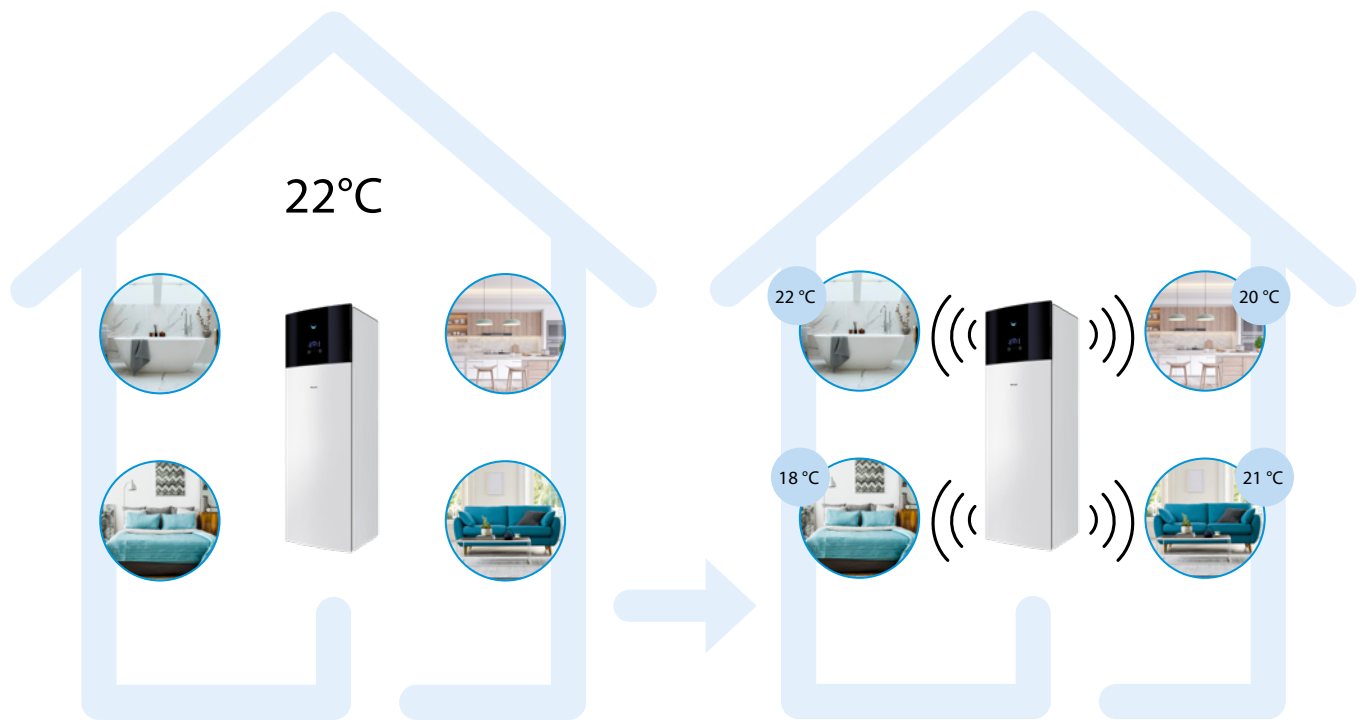
Setting and finetuning your controller is simple and helps you attain higher energy savings and more comfort. The system enables you to select the space operation mode (heating, cooling or automatic), set the desired room temperature and control the domestic hot water temperature.

Easy Update via Bluetooth:

It is strongly recommended that the user interface has the latest software version. To update the software or check if updates are available, you need a mobile device and the Madoka Assistant app. This app is available from Google Play and the Apple Store.

Individual wireless room controllers

Our individual wireless room controllers allow for a total flexibility in heating your home.



✓ Personalize your heating schedule

A traditional heating system allows you to control the temperature in only one room. With Daikin Home Controls you can choose the perfect temperature for each area separately.

✓ Wireless control for a better flexibility

Get rid of cables and have control from anywhere you are, thanks to the Onecta app.

Our wireless range of controllers makes your life easier. As soon as they are installed, you can program or control each room temperature from the intuitive app.

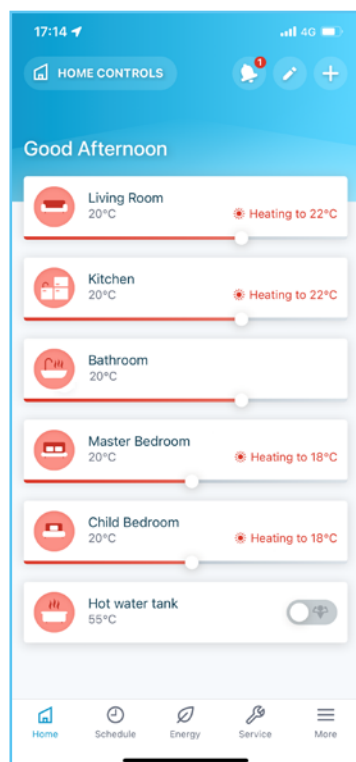


Always in control

onecta

Jump into a fully connected system!

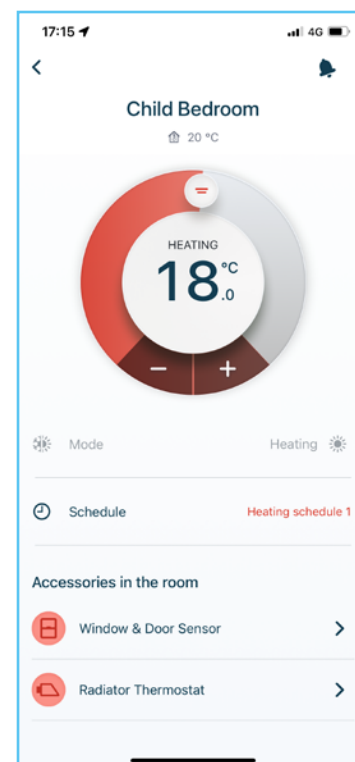
With Onecta app, you have an overview of all rooms temperatures. You can manage them individually, at home or remotely.



Room overview



Individual room overview




Portfolio overview




The access point connects all Daikin Home Controls accessories with the cloud

- The radiator thermostats open or close the radiator valves of each room to control its heating demand
- Easy to mount without having to drain any water (suitable for radiators with a thread size of M30 x 1.5)

Access point
EKRACPUR1PA (EU)
EKRACPUR1PU (UK)



TRV



TRV


EKRRVATR2BA (EU)
EKRRVATU1BA (UK)

The multi (for reversible systems) or basic (for heating only systems) IO box connects your Daikin Home Controls eco system to the Daikin Altherma.



IO Box
EKRSIBDI1V3(H/O)
EKRMIBEV1V3

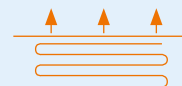
Floor heating controller
EKRUFHT61V3



Actuators per zone
EKWCVATR1V3

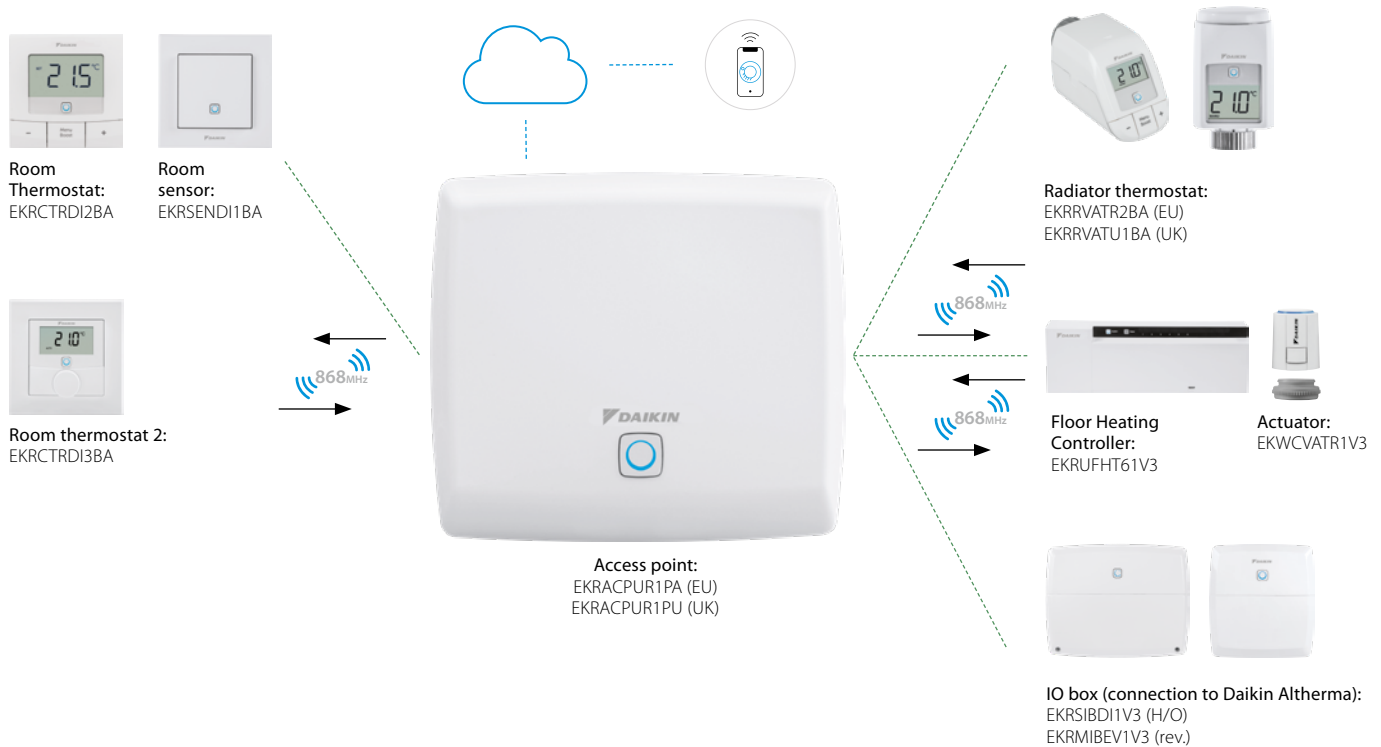
Measure and control the room temperature in combination with radiator thermostats or the floor heating controller

Room thermostat or sensor
EKRCTRD12BA
EKRCTRD13BA
EKRENDI11BA



The floor heating controllers in combination with the actuators enables room by room control for rooms heated and/or cooled by underfloor heating.

Portfolio overview



Combination table

	Outdoor unit		Indoor unit	
Air-to-water heat pump	Daikin Altherma 4 H 06-08-10-12-14 kW	EPSK-A	Floor standing	EPVX/Z
			ECH ₂ O	EPSX(B)
			Wall mounted	EPBX
	Daikin Altherma 3 H MT 08-10-12 kW	EPRA-EV3/W1	Floor standing	ETVH/X/Z16-E7
			ECH ₂ O	ETSH(B)/X(B)16-E7
			Wall mounted	ETBH/X16-E7
	Daikin Altherma 3 H HT 14-16-18 kW	EPRA-DV3/W1(7)	Floor standing	ETVH/X/Z12-E
			ECH ₂ O	ETSH(B)/X(B)12-P-E
			Wall mounted	ETBH/X12-E
	Daikin Altherma 3 R 04-06-08 kW	ERGA-EV(7)(H)(A)	Floor standing	EHVH/X/Z-E
			ECH ₂ O	EHSX(X)(B)-E
			Wall mounted	EBBH/X-E
	Daikin Altherma 3 R 11-14-16 kW	ERLA-DV3/W1	Floor standing	EBVH/X/Z-D
			ECH ₂ O	EBSH(B)/X(B)-D
			Wall mounted	EBBH/EBBX-D
	Daikin Altherma 3 R MT 08-10-12 kW	ERRA-EV3/W1	Floor standing	ELVH/X/Z-E
			ECH ₂ O	ELSH(B)/X(B)-E
			Wall mounted	ELBH/X-E
Daikin Altherma 3 M 09-11-14-16 kW	EBLA-D			
Daikin Altherma 3 M 04-06-08 kW	EDLA-D			
Daikin Altherma 3 M 04-06-08 kW	EBLA-E			
Daikin Altherma 3 M 04-06-08 kW	EDLA-E			
Daikin Altherma 3 R	ERLA03DV	Floor standing	EHFH/Z03-S18D3V	
Hybrid heat pump	Daikin Altherma R Hybrid	EVLQ-CV3	Wall mounted	EHYHBH-AV32
				EHYKOMB33AA2/3
	Daikin Altherma H Hybrid	EJHA-AV3	Boiler	EHY2KOMB28/32A A
Ground and water source heat pump	Daikin Altherma 3 GEO			EGSAH/X-(U)E9W
				EGSAH/X-(U)D9W
	Daikin Altherma 3 WS			EWSAH/X-(U)E3V
				EWSAH/X-(U)D9W

BRC1E53A

User friendly remote control for Sky Air and VRV



Graphical display of indicative electricity consumption (Function available in combination with FBA-A, FCAG and FCAHG)

A series of energy saving functions that can be individually selected

- Demand control (1)
- Temperature range limit
- Setback function
- Presence & floor sensor connection (available on round flow and fully flat cassette)
- kWh indication (2)
- Set temperature auto reset
- Off timer

Other functions

- Up to 3 independent schedules
- Possibility to individually restrict menu functions
- Choice of display between symbol or text
- Real time clock with auto update to daylight saving time
- Built-in backup power for clock (up to 48 hours). Settings are always kept in case of power loss.
- Supports multiple languages: BRC1E53A: English, German, French, Dutch, Spanish, Italian, Portuguese

Cost-effective solution for infrastructure cooling applications

- Only in combination with RZAG* / RZQG*



(1) Only available on RZAG*, RZASG*, RZQG*, RZQSG*

(2) For Sky Air FBA, FCAG and FCAHG pair combinations only

BRC1D52

Wired remote control for Sky Air and VRV



BRC1D52

- Schedule timer: Five day actions can be set
- Home leave (frost protection): during absence, the indoor temperature can be maintained at a certain level. This function can also switch the unit ON/OFF
- User friendly HRV function, thanks to the introduction of a button for ventilation mode and fan speed
- Immediate display of fault location and condition
- Reduction of maintenance time and costs

BRC4*/BRC7*

Infrared remote control



BRC4*/BRC7*

Operation buttons: ON/OFF, timer mode start/stop, timer mode on/off, programme time, temperature setting, air flow direction (1), operating mode, fan speed control, filter sign reset (2), inspection (2)/test indication (2)

Display: Operating mode, battery change, set temperature, air flow direction (1), programmed time, fan speed, inspection/test operation (2)

1. Not applicable for FXDQ, FXSQ, FXNQ, FBDQ, FDXM, FBA
2. For FX** units only
3. For all features of the remote control, refer to the operation manual

Controls

3 controller versions are available to choose from: Colour, touch or simplified



AZCE6BLUEZEROCB (Wired)

Bluezero - main thermostat

- Intuitive graphical, colour touch screen for controlling multiple zones



AZCE6THINKRB (Wireless)

Think - zone thermostat

- Graphic touch button with low-energy e-ink screen for controlling single zones



AZCE6LITECB (Wired)
AZCE6LITERB (Wireless)

Lite - zone thermostat

- Simplified thermostat with touch buttons for temperature control

- Optional bus cable (2 x 0.5 mm² | 2 x 0.22 mm²), 15 m length: AZX6CABLEBUS15, 100m length: AZX6CABLEBUS100



AZX6WSPHUB

Webserver for remote control

- Cloud based remote control of multizoning kit(s)
- Configuration and control of zones (temperature, operation mode, ...)
- Access via webportal, or Android/IOS application
- Supports Ethernet and WIFI
- AZX6WSPHUB:
 - For installation on DIN rail
 - 32 zoning boxes can be controlled
- AZX6WSC5GER:
 - For installation in the unit
 - Controls one zoning box



AZX6WSC5GER



AZX6WSPBAC



AZX6KNXGTWAY

BACnet or KNX gateway

- Allows ON/OFF control of each zone
- Control of temperature for each zone
- Status indication of operation mode
- One gateway needed per system

Grilles and plenums

Supply air grilles and plenums



RDHV040015BKX

Wall type supply grille


- With horizontal and vertical adjustable flaps



RLQV040015BKX

Ceiling type supply grille

- With horizontal flaps angled at 15°
- Vertical flaps can be adjusted manually



PREJ0400150T

Plenum for supply grille

- To connect circular ducts to discharge grille
- Insulated, galvanised steel
- Diameter 250mm


Return air grilles and plenums



RRFR050050BTX

Return air grille with integrated filter


- Filters particles from the air



BR500

Plenum for return grille

- To connect 1 up to 4 circular ducts to the return air grille
- Diameter 250mm



AZCEZDAPR07*

Plenum for return air

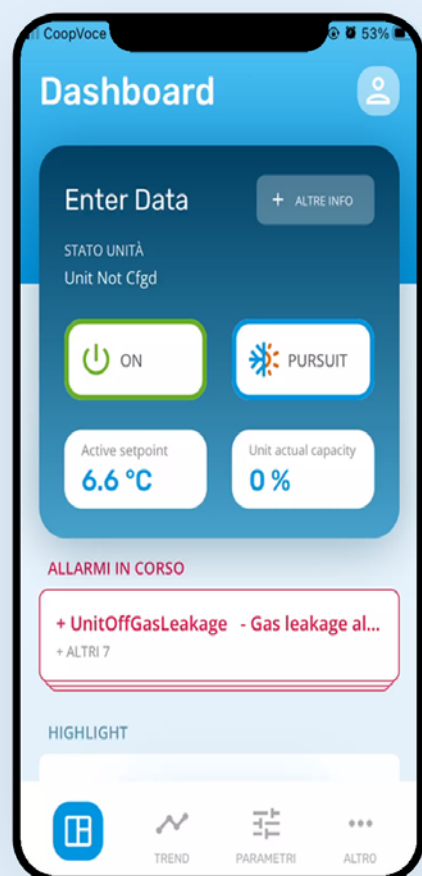
- To connect 1 up to 4 circular ducts to the Daikin concealed ceiling units
- Diameter 250mm
- Different sizes (XS, S, M, L, XL) to fit the indoor unit



Daikin mAP

Digital interface for your HVAC equipment

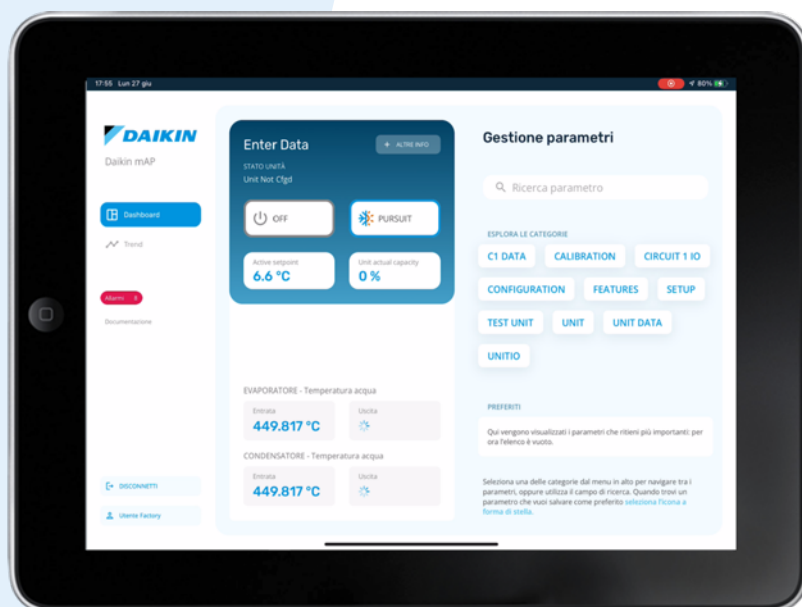
The Daikin mAP is the brand-new Digital HMI solution for all Daikin Applied products, designed to let end-users and technician operate easily and effectively from their smartphone or tablet while performing field activities.



NEW

Digital Interface

The Daikin mAP is the brand-new Digital HMI solution for all Daikin Applied products, designed to let end-users and technician operate easily and effectively from their smartphone or tablet while performing field activities.

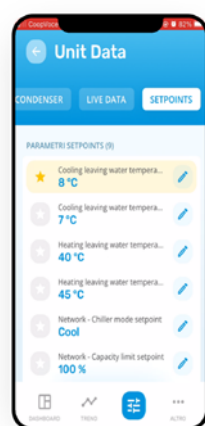




Control

Change settings and control parameters with more flexibility.

- ☒ Up to 4 user levels with different privileges
- ☒ Improved unit access security



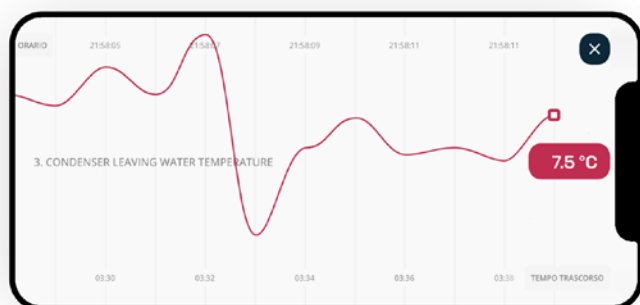
Select

Explore and search for a specific unit parameter.

- ☒ Search bar to easily find the desired parameter
- ☒ Select & change and pin in the dashboard your preferred parameters

Monitor

Start a live monitoring and trending of your preferred parameters



- ☒ Background monitoring for a non-stop operations
- ☒ Export and share monitoring data in .CSV file
- ☒ Up to 20 live trends and monitoring

Centralised remote controller

Centralised control of the Sky Air and VRV system can be achieved via 2 user friendly compact remote controllers. These controls may be used independently or in combination with:

- 1 group = several (up to 16) indoor units in combination
- 1 zone = several groups in combination.

A centralised remote control is ideal for use in tenanted commercial buildings subject to random occupation, enabling indoor units to be classified in groups per tenant (zoning).

DCS302C51

Centralised remote control



Providing individual control of 64 groups (zones) of indoor units.

- a maximum of 64 groups (128 indoor units, max. 10 outdoor units) can be controlled
- a maximum of 128 groups (128 indoor units, max. 10 outdoor units) can be controlled via 2 centralised remote controls in separate locations
- zone control
- group control
- malfunction code display
- maximum wiring length of 1,000m (total: 2,000m)
- air flow direction and air flow rate of HRV can be controlled
- expanded timer function

DCS301B51

Unified ON/OFF control




Providing simultaneous and individual control of 16 groups of indoor units.

- a maximum of 16 groups (128 indoor units) can be controlled
- 2 remote controls in separate locations can be used
- operating status indication (normal operation, alarm)
- centralised control indication
- maximum wiring length of 1,000m (total: 2,000m)

DCS601C51



Detailed & easy monitoring and operation of VRV systems (max. 64 indoor units groups).



Languages

- English
- French
- German
- Italian
- Spanish
- Dutch
- Portuguese

System layout

- Up to 64 indoor units can be controlled
- Touch panel (full colour LCD via icon display)

Control

- Individual control (set point, start/stop, fan speed) (max. 64 groups/indoor units)
- Set back schedule
- Enhanced scheduling function (8 schedules, 17 patterns)
- Flexible grouping in zones
- Yearly schedule
- Fire emergency stop control
- Interlocking control
- Increased HRV monitoring and control function
- Automatic cooling / heating change-over
- Heating optimization
- Temperature limit
- Password security: 3 levels (general, administration & service)
- Quick selection and full control
- Simple navigation

Monitoring

- Visualisation via Graphical User Interface (GUI)
- Icon colour display change function
- Indoor units operation mode
- Indication filter replacement

Cost performance

- Free cooling function
- Labour saving
- Easy installation
- Compact design: limited installation space
- Overall energy saving

Open interface

- Communication to any third party controller (domotics, BMS, etc.) is possible via open interface (http option DCS007A51)

Connectable to

- VRV
- HRV
- Sky Air
- Split (via interface adapter)

Advanced centralised controller

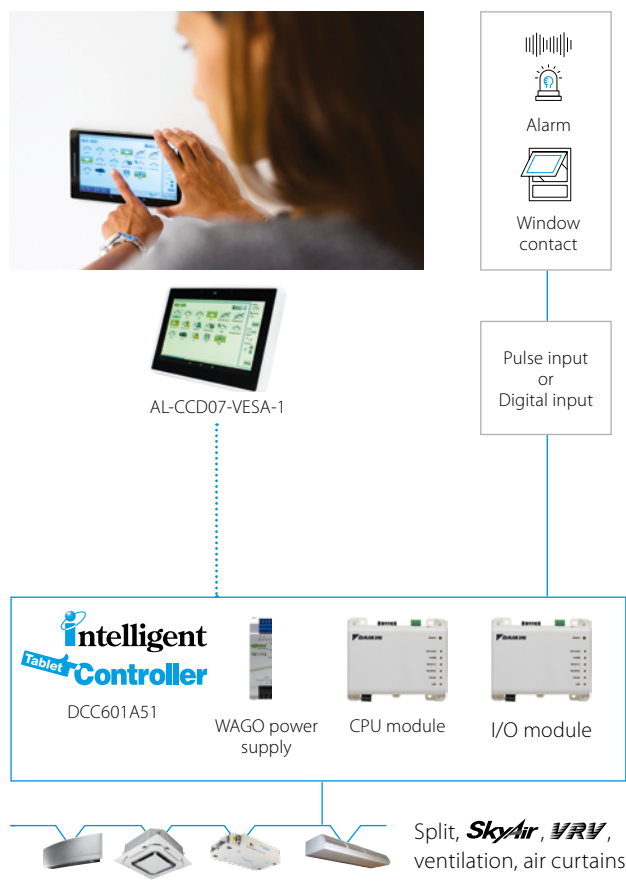
- Intuitive and user-friendly interface
- Flexible concept for stand alone applications
- Total solution thanks to integration of 3rd party equipment

Local solution

- Offline centralised control
- Stylish optional screen fits any interior

System layout

Local solution



Total solution

- Total solution thanks to a large integration of Daikin products and 3rd party equipment
- Connect a wide range of units (Split, Sky Air, VRV, Ventilation, Biddle air curtains)
- Simply control your entire building centrally
- Increased customer shopping experience by better management of your shop comfort level

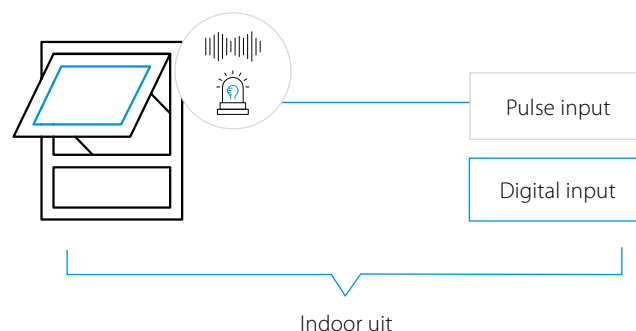
User friendly touch control

- Stylish Daikin supplied optional screen for local control fits any interior
- Intuitive and user-friendly interface
- Full solution with simple control
- Easy commissioning

Flexible

- Pulse/digital inputs for 3rd party equipment such as kWh meters, emergency input, window contact, ...
- Control up to 32 indoor units per controller and 320 units per site

(1) only available in combination with certain indoor units



Functions overview

Local solution		
Languages		Depends on local device
System layout	N° of connectable indoor units	32
	Multiple sites control	
	Basic control functions (ON/OFF, mode, filter sign, setpoint, fan speed, ventilation mode, room temperature, ...)	•
	Remote control prohibition	•
	All devices ON/OFF	•
Monitoring & control	Zone control	
	Group control	•
	Weekly schedule	•
	Yearly schedule	
	Interlock control	•
	Set point limitation	
	Visualisation of energy use per operation mode	
Connectable to	DX split, Sky Air, VRV	•
	Modular L Smart, VAM, VKM ventilation	•
	Air curtains	•

For available Daikin Cloud Service options refer to the option list

DCM601B51

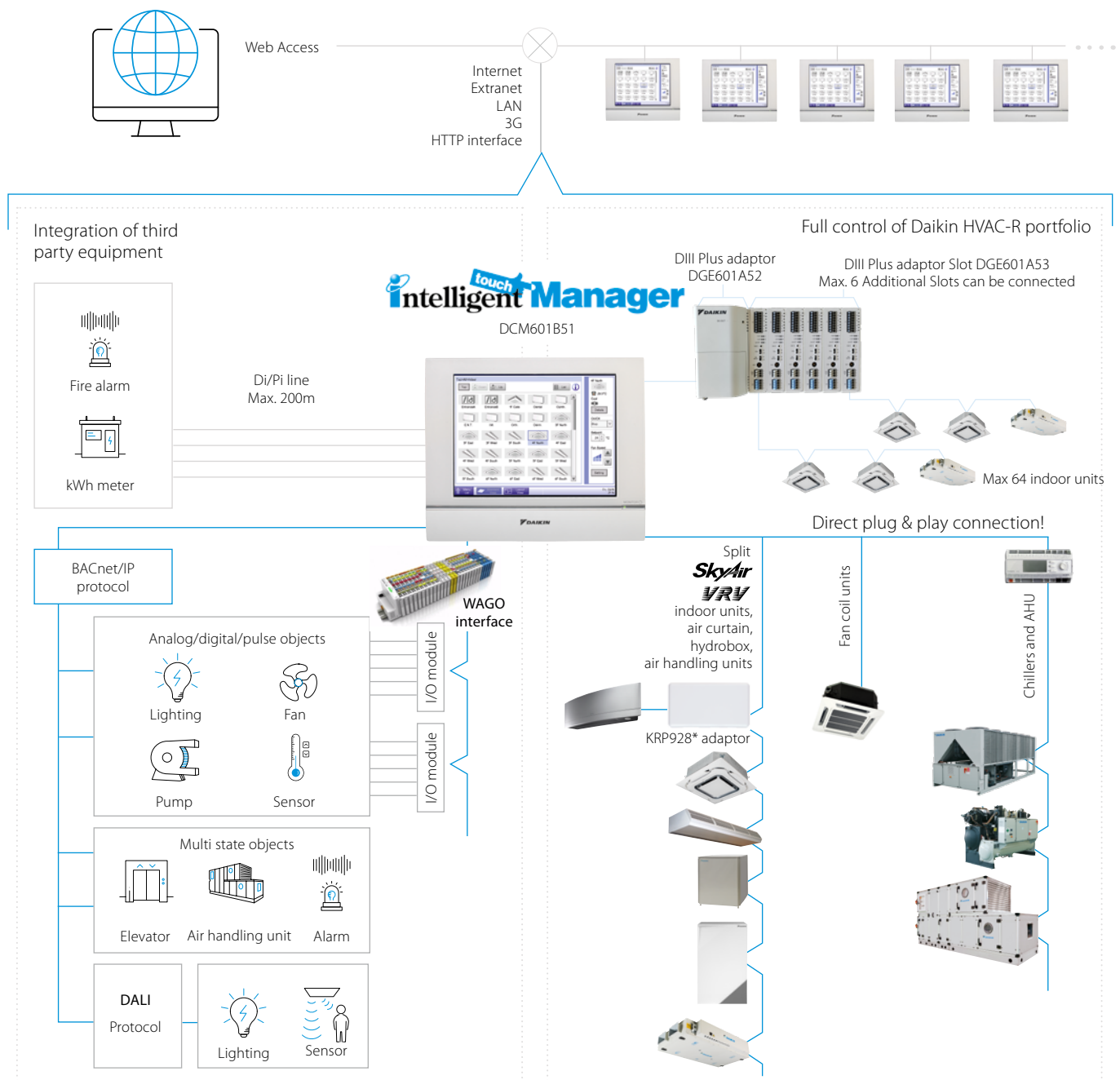
Mini BMS with full integration across all product pillars

System overview



Intelligent Manager

- Price competitive mini BMS
- Cross-pillar integration of Daikin products
- Integration of third party equipment



User friendliness

- Intuitive user interface
- Visual lay out view and direct access to indoor unit main functions
- All functions direct accessible via touch screen or via web interface
- Simplified electrical wiring, only one power supply & one connection wiring required

Smart energy management

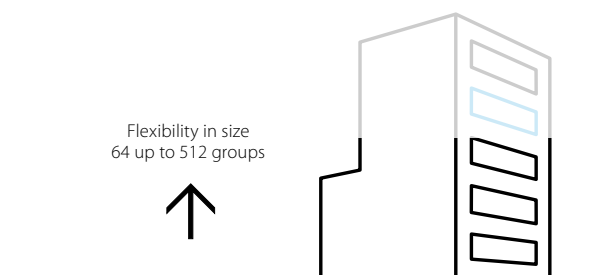
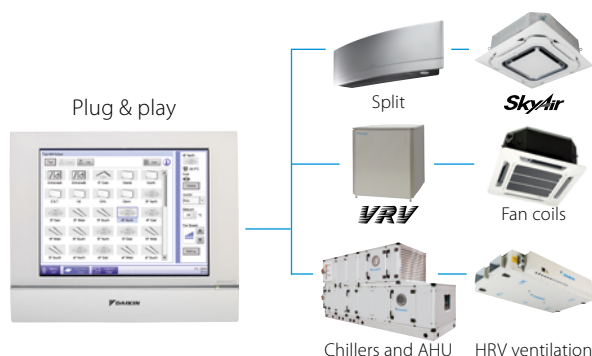

- Monitoring if energy use is according to plan
- Helps to detect origins of energy waste
- Powerful schedules guarantee correct operation throughout the year
- Save energy by interlocking A/C operation with other equipment such as heating
- Peak Power Cut off Control: Activating this feature in schedule function allows users to operate the outdoor unit in 4 settings i.e. 100%, 70%, 40% and 0%

Flexibility

- Cross-pillar integration (heating, air conditioning, applied systems, refrigeration, air handling units)
- BACnet protocol for 3rd party products integration
- I/O for integration of equipment such as lights, pumps... on WAGO modules
- Modular concept for small to large applications
- Manage multiple sites

Easy servicing and commissioning

- Remote refrigerant containment check reducing on site visit
- Simplified troubleshooting
- Save time on commissioning thanks to the pre-commissioning tool
- Auto registration of indoor units



Functions overview

Languages

- English
- French
- German
- Italian
- Spanish
- Dutch
- Portuguese

Control

- Group monitoring and control
- Schedule setting (Weekly schedule, yearly calendar, seasonal schedule)
- Interlock control
- Setpoint limitation
- Temperature limit
- Schedule function to activate quiet operation mode on outdoor unit
- Air purification control & Air quality level display (CO₂ level display possible with BRYMA sensor)
- Duty rotation and backup operation
- Remote control prohibition
- Demand control

Management

- Multi site management
- Web access via html 5
- Power Proportional Distribution (option)
- Operational history (malfunctions, ...)
- Smart energy management
- monitor if energy use is according to plan
- detect origins of energy waste
- Setback function
- Sliding temperature
- E-mail notification
- Icon and Floor map view

System layout

- Up to 512 indoor unit groups can be controlled (ITM + 7 iTM Plus adapters)
- Up to 56 connectable outdoor units
- Up to 650 connectable management points (with I/O module)

WAGO Interface

- Modular integration of 3rd party equipment
- Large variety of input and outputs available. For more details refer to the options list

DALI integration

- Control and monitor the lights
- Easier facility management: receive error signal when light or light controller has a malfunction
- Flexible approach and less wiring needed, compared to classic light scheme
- Easier to make groups and control scenes
- Connection between intelligent Touch Manager and DALI through WAGO BACnet / IP interface

Open http interface

- Communication to any third party controller (domotics, BMS, etc.) is possible via http open interface (http option DCM007A51)

Connectable to

- DX Split, Sky Air, VRV
- HRV
- Chillers (via MT3-EKMBACIP controller)
- Daikin AHU (via MT3-EKMBACIP controller)
- Fan coils
- LT and HT hydroboxes
- Biddle Air curtains
- WAGO I/O
- BACnet/IP protocol
- Daikin PMS interface (option DCM010A51)



Daikin Cloud Plus

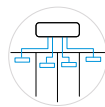
Daikin Cloud Plus is a cloud-based remote control and monitoring solution for Daikin commercial HVAC installations. Using enhanced control, monitoring and predictive logic, Daikin Cloud Plus provides real-time data and support from Daikin experts to help you identify cost-saving opportunities, increase the lifetime of your equipment and reduce the risk of unexpected issues.

Benefits



Easy control of multiple sites

- Remote control and manage sites remotely
- Floor plan control per site
- Multi-site access
- Permission based access



Connectivity and integration possibilities

- Simple to advanced edge controllers
- Various interfaces
- Advanced security



Save energy & meet sustainability goals

- Monitor energy consumption trends
- Smart control of systems to save energy
- Insights to improve HVAC system performance
- Reduced costs
- Contribute to carbon neutrality

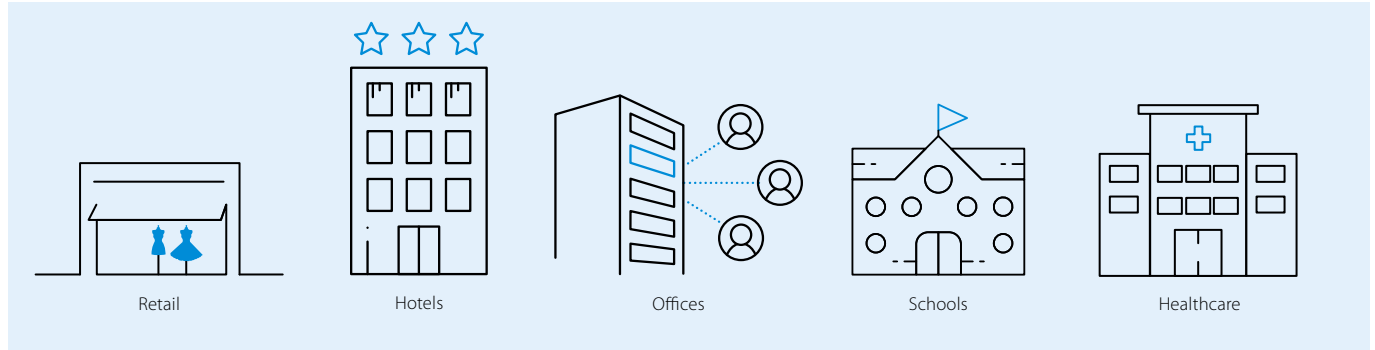


Manage, monitor and control indoor climate from anywhere

- Limits the necessity for on-site control
- Minimises downtime and engineer call outs
- Optimised maintenance
- Monitoring of indoor air quality

Main applications

Light commercial and commercial systems



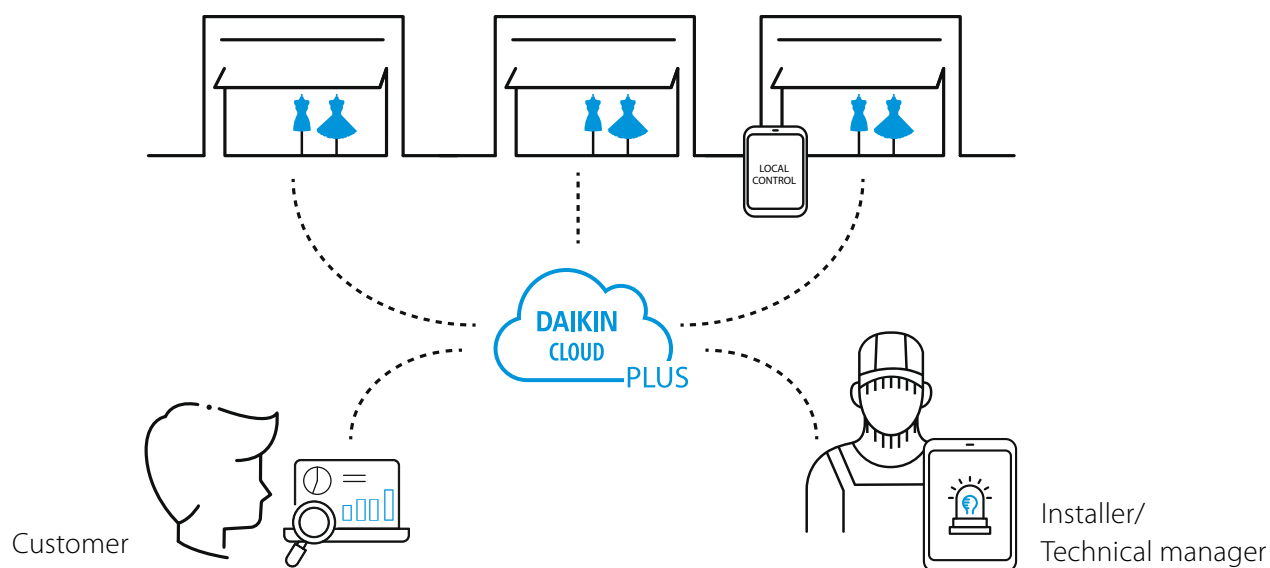
The ultimate control over your indoor climate and air quality

- Save energy & reduce costs
- Enhance comfort & satisfaction
- Smart control from anywhere
- Ensure healthy indoor environment
- Maximise uptime (remote prediction, monitor & diagnose)
- Integrates easily with building systems

Supporting your business and helping you succeed

- Maximise comfort and satisfaction of your staff, customers, tenants, ...
- Save energy & reduce costs
- Facilitate your sustainability goals
- Cost effective control and energy monitoring of HVAC and other facility systems such as lighting
- Limits the necessity for on-site interventions
- Minimises downtime and engineer call outs

From one to ∞ sites



Interfaces

- Daikin Cloud Plus connects with Daikin units for commercial applications: Daikin VRV and Skyair range, Ventilation, Air curtains
- Connection over BACnet with Air handling units, Chillers and 3rd party systems possible
- Daikin AIQ sensor integration
- Connection with other facilities in the building f.ex. lights through I/O and Wago interfaces possible
- Connection with energy meters possible
- Compatible to co-exist with other gateways and interfaces in the system
- Integration via other gateways, Daikin Cloud Plus as part of the system

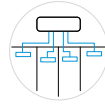


What needs do we solve?



Were you aware that HVAC systems account for as much as 40% of the total energy consumption in buildings?

- Daikin Cloud Plus logs historical data and allows you to monitor, compare HVAC consumption
- Daikin Cloud Plus allows you to integrate with energy meters so you can monitor not only HVAC but also other energy consumers (facility, gas, water, ...)
- Daikin Cloud Plus allows you to configure and control the system smarter to save energy with restrictions, "if this than that" rules, schedules, etc.



How to manage and remote control one or multi-site building estate and apply uniformisation in climate control?

- Daikin Cloud Plus allows you to monitor, manage and control multiple sites from anywhere
- Daikin Cloud Plus allows to compare multiple sites



Are you interested in tracking the progress of sustainability goals or the sustainability policies you put into action?

- Daikin Cloud Plus allows you to monitor, analyse and compare HVAC energy consumption
- Daikin Cloud Plus allows you to remote control and manage new cooling or heating related policies (e.g. heating setpoint of 1° lower)



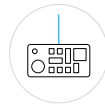
How give peace of mind about indoor air quality?

- Daikin Cloud Plus integrates with IAQ sensors and can take automated actions or provide warnings where needed
- Daikin Cloud Plus allows to monitor and analyse the indoor air quality in order to take necessary actions



How do you ensure maximum comfort and minimal interruptions of cooling and heating?

- Daikin Cloud Plus can predict failures to anticipate and prevent unplanned downtime of the heating or cooling
- Daikin Cloud Plus real-time system error notifications to ensure a direct response in case something goes wrong
- Daikin Cloud Plus logs all events in the system and visualised the temperature evolutions
- Daikin Cloud Plus remote system access to indoor and outdoor unit operational data reduces engineering visits on site



How to control my other systems at the facility?

- Daikin Cloud Plus provides possibilities to integrate with other facility systems as a stand-alone system, such as integration with lighting system
- Daikin Cloud Plus provides possibilities to integrate with other facility management systems like BMS or BEMS

Main features



Remote Control, Demand Control and Scheduling

Control and monitor the climate of your buildings at any time, from anywhere. From a web browser, it is possible to adjust your units' parameters, including temperature setpoints, fan speeds, heating or cooling operation modes and much more. All these parameters can be scheduled for maximum convenience during weekdays, weekends, holidays, office hours, opening hours, etc. Schedules are stored on the controller so the units are functioned as scheduled despite the internet connection. Additionally, units can be positioned in a visual floor plan to make it easier to locate an unit and change the setpoints remotely. Demand control reduces the peak consumption with minimal impact on comfort by predicting future needs and adjusting the operational capacity of the units accordingly.



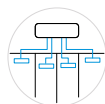
Energy Monitoring

Get detailed visualisation and export energy data of your buildings. Powerful graphs, comparisons and visualisations are available to help you assess the performance and potential improvements to reduce excessive energy and lower your energy costs. Next to detailed energy data of HVAC systems, it is possible to add external meters to measure consumption of lighting and water systems.



Interlocking

Smart rules can be integrated to optimise the operation of your units by setting specific triggers and scheduling necessary actions when these conditions happen. Through "if this, then that" principle, both the comfort of users and the efficiency of units can be optimised. For example, a rule can be: "If a window is open, then after 5 minutes, turn off the air-conditioner". Furthermore, the system enables setting restrictions remotely. For example, a user can only change the temperature between certain limits, which gives users control over their comfort while restricting extreme settings.



Multi-site Management

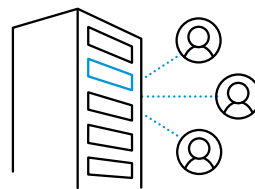
Get a map view of all your sites with status alerts, benchmark and compare sites to one another. From the map view, you can get direct access to each site to monitor and control the site remotely. This helps to reduce site visits and get insights that lead to opportunities for reducing operational costs while maintaining great comfort levels.



Building Integration

Not only HVAC but other facilities in the buildings can be controlled from the central platform. For example, the lighting system can be included in schedules and integrated with interlocking to have one single point of control and optimise energy efficiency for your buildings.

Use cases



For offices

- Setting temperature ranges for office areas to avoid extreme settings by staff
- Detailed energy monitoring and export of data per tenant of different office areas
- Estimation of energy consumption and setting the right pricing for each tenant
- Scheduling and restrict controls to avoid energy waste and save energy costs



Alarm Email Notification

Receive alarm notifications for your sites and stay updated on alarm statuses. View active alarms in the platform and receive email notification containing information about the alarms on the Daikin Cloud Plus platform.



Power Consumption Distribution

Proportional distribution of power consumption allows you to calculate the consumption for specific areas in your buildings. For example, you can calculate how much power is used by a tenant on a certain floor. For this function, energy meters are required.



Remote Field Settings

Field settings of outdoor units can be adjusted remotely. This allows technicians and building operators to adjust, configure and monitor outdoor units from a distance, reducing the need to be at the location, save time and costs associated with travel, labour and maintenance, increase efficiency and overall performance.



Site and Alarm History

Trace schedule trigger units or manual actions that were done on the units and sites. Past events, changes, and adjustments, enabling you to identify trends, gauge performance improvements, and strategise for the future. By drawing from historical data, you'll make informed decisions, adapt strategies, and drive continuous enhancements, revolutionising your HVAC management approach. Get detailed overview of alarms relating to your sites and real-time status of the alarms.



Prediction & Email Notification

Early fault predictive algorithms help to prevent major failures. Based on the alarm and operational data, unit-specific prediction logic allows you to preventively, see whether a unit could run into issues. Prediction logic alarms will be generated in this case, allowing early warnings and ensuring smooth operation.



Operational Data Access

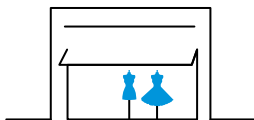
Effortlessly monitor, analyse, and fine-tune HVAC parameters remotely, enabling you to make informed decisions on the go. Real-time access to operational data, performance metrics, and energy usage empowers you to adjust settings, troubleshoot anomalies, and maintain peak efficiency, all while minimising the need for physical intervention. Operational data can be downloaded for further analysis and periodical reporting.



Indoor & Outdoor Unit Analysis

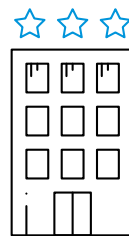
Dive into comprehensive insights into each unit's performance, energy consumption, and environmental impact. Seamlessly compare data across units, pinpointing inefficiencies and optimising your system's overall effectiveness. With a holistic view of indoor and outdoor units, you'll achieve unprecedented levels of operational harmony and energy savings.

* Features depend on unit compatibility and region.
Images are indicative and might change if the product evolves.



For retailers

- Remote control and monitoring of all units in different shops from a centralised platform
- Testing and validating parameters and standardising settings for shops
- Energy visualisations and exports
- Remote control over lightings



For hotels

- Setting temperature ranges for rooms to avoid extreme settings by guests
- Energy monitoring
- Scalability made easier thanks to standardised system settings



Factory-engineered system control to manage a chiller plant room

Thus optimising its performance and increasing its reliability by:

- Optimal start-up, sequencing & staging of chillers
- Matching chiller capacity to load demand

iCM's main functionalities:

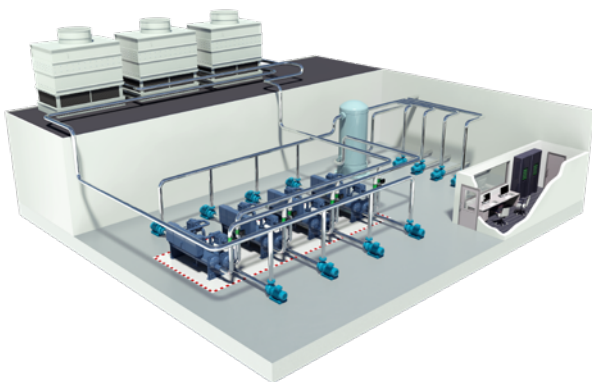
Availability

Determines whether chillers are available or not, based on:

- Inputs from the chiller unit controllers
- Modbus communication status
- Pump status

Sequencing

Optimises the order in which available chillers are turned on and off depending on operating hours, energy efficiency, etc.



Staging

Calculates **energy-optimal stage-up/stage-down** of the chiller by determining the increased capacity demand by capacity control, compensation of temperature and rotation. This function aims at providing the most energy-efficient combination of chillers on a continuous basis.

Stopping Last Chiller/Recycling

Captures a rise in demand when the **last chiller is staged down**, by operating the pump dedicated to the next ON chiller at a minimum VFD frequency.

Min/Max Operating Chiller Setting

Ensures that the number of operating chillers always **stays within a certain range**, regardless of changes in demand.

Primary Pump control

Primary evaporator and condenser pump control for dedicated and manifolded pumps thanks to iPM panel

Secondary Pump Control

Control of up to 12 secondary circuits thanks to iSM panel extension

Cooling Tower Optimization

Control and Optimization of Cooling Tower systems thanks to iCT extension modules.

Remote Connection through Daikin on Site

24/7 monitoring and control of iCM plants through Daikin on Site cloud service.

Why choose iCM?

- Optimise performance
- Increase reliability
- Reduce energy costs
- Reduce maintenance costs
- Factory-engineered and tested
- Remote control and monitoring. From one-time commissioning to real-time commissioning

**Daikin is the best qualified partner
to optimise the operation of a Daikin chiller plant room.**

Remote control and monitoring possibilities

(valid for both Standard and Customised versions)


- **Connectivity to Daikin's remote monitoring and control system** (www.daikinonsite.com) for remote monitoring and service providing Internet connection to the main controller
- **Integration with general BAS/BMS** offered through BACnet or Modbus Modules based on BACnet/IP or Modbus RTU/RS-485 protocols
- **Built-in HMI, Remote HMI, Web HMI and daikinonsite.com** are available for control and configuration

Integrated logics for Plant Management



Key Benefits

- High performance
- Lower energy & Maintenance Costs
- Increase reliability & lifetime
- Remote control and monitoring through Daikin on Site
- No additional installation required



Control strategies

Advanced control strategies can be chosen to optimise units life time and the energy efficiency of a chillers plant:

- by sequencing it is decided which unit must start or stop
- by staging the unit shares the load based on a threshold specified by the user

What are the main differences between Master/Slave and iCM?

For Daikin unit equipped with MT4, iCM are set of functions embedded directly in the unit controller. In addition for those applications not covered by the embedded functions, iCM customized are also available.

While Master/Slave can manage systems composed by units model of the same type, iCM can manage cooling, heating and plants made of different kind of units

Control options

iCM can manage:

- Up to 16 units Heating/Cooling mode, with iCM expanded kit
- Up to 8 units Heating/Cooling mode
- Special control options such as: VPF, Demand Limit, Rapid Restart are managed by iCM in a multiple unit system
- Heat recovery option management
- Free cooling option management
- Manifolded pumps management (evaporator/condenser) – iPM control panel is required
- Cooling tower system management – iCT control panel is required
- Secondary circuits management - iSM control panel is required

Feature	Master/Slave	New iCM
Number of chillers	UP TO 2	UP TO 16
Plants with All Chillers	same models	YES
Plants with all Heat Pumps	same models	YES
Plants with Multipurpose	YES	YES
Mix of Chillers (max 2 circuits) + Multipurpose	NO	YES
Mix of Chillers + Heat Pumps	NO	YES
Chillers with Heat Recovery	NO	YES
Chillers with free cooling	NO	YES
Units with modulable capacity control	YES	YES
Units with step capacity control	YES	YES

Product line-up



iCM as unit option 184 (up to 16 with iCM expanded kit):

- Up to 8 daikin chillers
- Mixed systems (Chiller + heat pumps or chillers + multipurpose)
- Heating/cooling operating modes
- Heat recovery and Free cooling management
- Units with modulable and step capacity control

Intelligent Pump Manager:

- Up to 5 dedicated or manifolded pumps (evaporator or condenser)
- Up to 10 dedicated or manifolded pumps (evaporator or condenser)

Intelligent Cooling Tower Manager:


- Up to 10 manifolded cooling towers (available with Pump Manager at the condenser side)

intelligent Secondary Circuits Manager:

- Up to 8 pumps divided in up to 4 pump groups (up to 3 ism can be connected for a total of 12 pump groups and 24 secondary pumps)



Up to 10 **Cooling tower manager** (only available with **Pump manager** at the condensor side)



Up to 3 **Intelligent secondary manager** (each iSM can control up to 4 pump groups and up to 8 pumps)





Individual Modbus interfaces

RTD-RA

- Modbus interface for monitoring and control of residential indoor units

DAIKIN MODBUS ADAPTOR SIMPLE (EKMBPP1A) **NEW**

- Modbus interface for monitoring & control of Sky air, VRV & ventilation units.
- Smart grid control for Sky air indoor units.

RTD-10

- Advanced integration into BMS of Sky Air, VRV, VAM and VKM through either:
 - Modbus
 - Voltage (0-10V)
 - Resistance
- Duty/standby function for server rooms

RTD-20

- Advanced control of Sky Air, VRV, VAM/VKM and air curtains
- Clone or independent zone control
- Increased comfort with integration of CO₂ sensor for fresh air volume control
- Save on running costs via
 - pre/post and trade mode
 - set point limitation
 - overall shut down
 - PIR sensor for adaptive deadband

RTD-HO

- Modbus interface for monitoring and control of Sky Air, VRV, VAM and VKM
- Intelligent hotel room controller

RTD-W

- Modbus interface for monitoring and control of Daikin Altherma Flex Type, VRV HT hydrobox and small inverter chiller

Daikin HomeHub EKRHH **NEW**

- Modbus RTU connectivity
- Configuration, control and feedback through the MMI of the Daikin Altherma or Multi+ (DHW) tank

DCOM-LT/MB

- Modbus interface of Daikin Altherma air-to-water heat pumps, hybrid heat pumps and ground source heat pumps

DCOM/LT-IO

- Voltage & resistance control in addition to Modbus



Overview functions



Main functions	HxWxD	mm	RTD-RA	EKMBPP1A	RTD-10	RTD-20	RTD-HO
Dimensions			80x80x37.5	100x100x20		100x100x22	
Key card + window contact							✓
Set back function			✓				✓
Prohibit or restrict remote control functions (setpoint limitation, ...)			✓	✓	✓	✓**	✓
Modbus (RS485)			✓	✓	✓	✓	✓
Group control			✓ (1)	✓	✓	✓	✓
0 - 10 V control					✓	✓	
Resistance control					✓	✓	
IT application			✓		✓		
Heating interlock					✓	✓	
Output signal (on/defrost, error)					✓	✓****	✓
Retail application						✓	
Partitioned room control						✓	
Air curtain				✓***	✓***	✓	

(1): By combining RTD-RA devices

Control functions	RTD-RA	EKMBPP1A	RTD-10	RTD-20	RTD-HO
On/Off	M,C	M	M,V,R	M	M*
Set point	M	M	M,V,R	M	M*
Mode	M	M	M,V,R	M	M*
Fan	M	M	M,V,R	M	M*
Louver	M	M	M,V,R	M	M*
HRV Damper control		M	M,V,R	M	
Prohibit/Restrict functions	M	M	M,V,R	M	M*
Forced thermo off	M				
Smart Grid Control		M			

Monitoring functions	RTD-RA	EKMBPP1A	RTD-10	RTD-20	RTD-HO
On/Off	M	M	M	M	M
Set point	M	M	M	M	M
Mode	M	M	M	M	M
Fan	M	M	M	M	M
Louver	M	M	M	M	M
RC temperature		M	M	M	M
RC mode		M	M	M	M
N° of units		M	M	M	M
Fault	M	M	M	M	M
Fault code	M	M	M	M	M
Return air temperature (Average/Min/Max)	M	M	M	M	M
Filter alarm		M	M	M	M
Thermo on	M	M	M	M	M
Defrost		M	M	M	M
Coil In/Out temperature	M	M	M	M	M



Main functions	HxWxD	mm	RTD-W
Dimensions			100x100x22
On/off prohibition			✓
Modbus RS485			✓
Dry contact control			✓
Output signal (operation error)			✓
Space heating / cooling operation			✓
Domestic hot water control			✓
Smart Grid control			

Control functions	
On/Off Space heating/cooling	M,C
Set point leaving water temperature (heating / cooling)	M,V
Room temperature setpoint	M
Operation mode	M
Domestic Hot water ON	
Domestic Hot Water reheat	M,C
Domestic Hot Water reheat setpoint	
Domestic Hot Water storage	M
Domestic Hot Water Booster setpoint	
Quiet mode	M,C
Weather dependent setpoint enable	M
Weather dependent curve shift	M
Fault/pump info relay choice	
Control source prohibition	M

Smart grid mode control	
Prohibit Space heating/cooling	
Prohibit DHW	
Prohibit Electric heaters	
Prohibit All operation	
PV available for storage	
Powerful boost	

Monitoring functions	
▪ On/Off Space heating/cooling	M,C
▪ Set point leaving water temperature (H/C)	M
▪ Room temperature setpoint	M
▪ Operation mode	M
▪ Domestic Hot Water reheat	M
▪ Domestic Hot Water storage	M
▪ Number of units in the group	M
▪ Average leaving water temperature	M
▪ Remocon room temperature	M
▪ Fault	M,C
▪ Fault code	M
▪ Circulation pump operation	M
▪ Flow rate	
▪ Solar pump operation	
▪ Compressor status	M
▪ Desinfection operation	M
▪ Setback operation	M
▪ Defrost/ start up	M
▪ Hot start	
▪ Booster Heater operation	
▪ 3-Way valve status	
▪ Pump running hours accumulated	M
▪ Compressor running hours accumulated	
▪ Actual leaving water temperature	M
▪ Actual return water temperature	M
▪ Actual DHW tank temperature (*)	M
▪ Actual refrigerant temperature	
▪ Actual outdoor temperature	M

Control functions	EKRHH
Leaving water main heating or cooling setpoint	✓
Operation mode	✓
Space heating/cooling ON/OFF	✓
Room thermostat control heating or cooling setpoint	✓
Room thermostat ON/OFF	✓
Quiet mode ON/OFF	✓
DHW reheat set point	✓
DHW reheat ON/OFF	✓
DHW powerful mode ON/OFF	✓
Weather dependent mode and offset	✓
SG operation mode	✓
Power limit during recommended on / buffering	✓
General power limit	✓

Monitoring functions	
Error code	✓
Circulation pump running	✓
Compressor running	✓
Backup heater running	✓
Disinfection operation	✓
Defrost/startup/hot start	✓
Operation mode	✓
Leaving water temperature PHE/BUH	✓
Return water temperature	✓
Domestic hot water temperature	✓
Ambient temperature	✓
Liquid refrigerant temperature	✓
Flowrate	✓
Room temperature	✓
Heat pump power consumption	✓
DHW operation / space heating operation	✓
Leaving water temperature lower and upper limit	✓

M: Modbus / R: Resistance / V: Voltage / C: control | *: only when room is occupied / **: setpoint limitation / (*) if available | ***: no fan speed control on the CYV air curtain / ****: run & fault



DIII-net Modbus interface

Integrated control system for seamless connection between Split, Sky Air, VRV and small inverter chillers and BMS systems

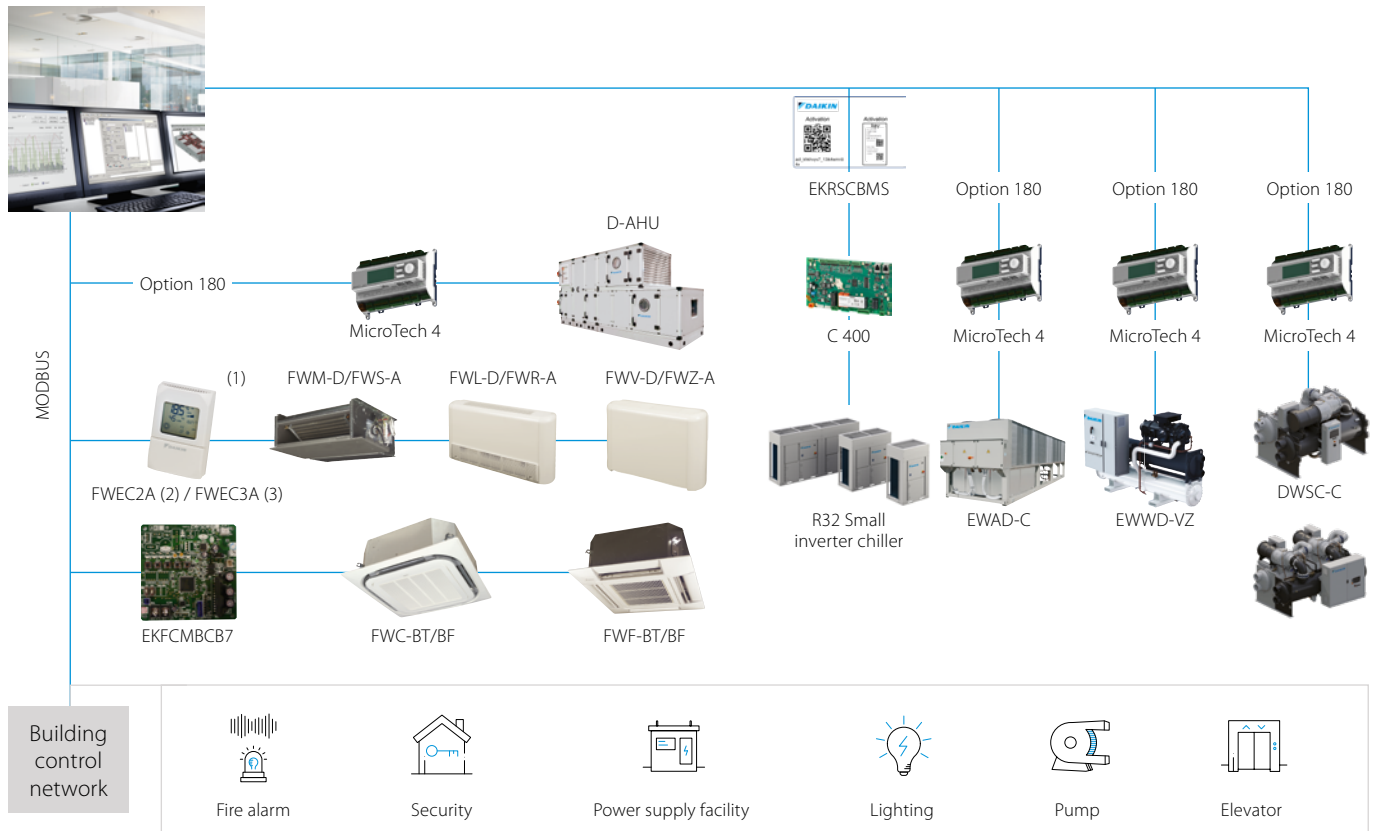
- Communication via Modbus RS485 protocol
- Detailed monitoring and control of the VRV total solution
- Easy and fast installation via DIII-net protocol
- As the Daikin DIII-net protocol is being used, only one modbus interface is needed for a group of Daikin systems (up to 10 outdoor units systems).



			EKMBOXB7V1
Maximum number of connectable indoor units			64
Maximum number of connectable outdoor units			10
Communication	DIII-NET - Remark		DIII-NET (F1F2)
	Protocol - Remark		2 wire; communication speed: 9,600 bps or 19,200 bps
	Protocol - Type		RS485 (modbus)
	Protocol - Max. Wiring length	m	500
Dimensions	HeightxWidthxDepth	mm	124x379x87
Weight		kg	2.1
Ambient temperature - operation	Max.	°C	60
	Min.	°C	0
Installation	Indoor installation		
Power supply	Frequency	Hz	50
	Voltage	V	220-240

Modbus interface

Integrate chillers, fan coil units and air handling units in BMS systems via modbus protocol



(1) The communication module is integrated in the controller (2) Connection to FWV-D, FWL-D & FWM-D (3) Connection to FWV-D, FWL-D, FWM-D and to FWZ-A, FWR-A, FWS-A

Integrate Refrigeration units in BMS systems via modbus protocol

BRR9A1V1



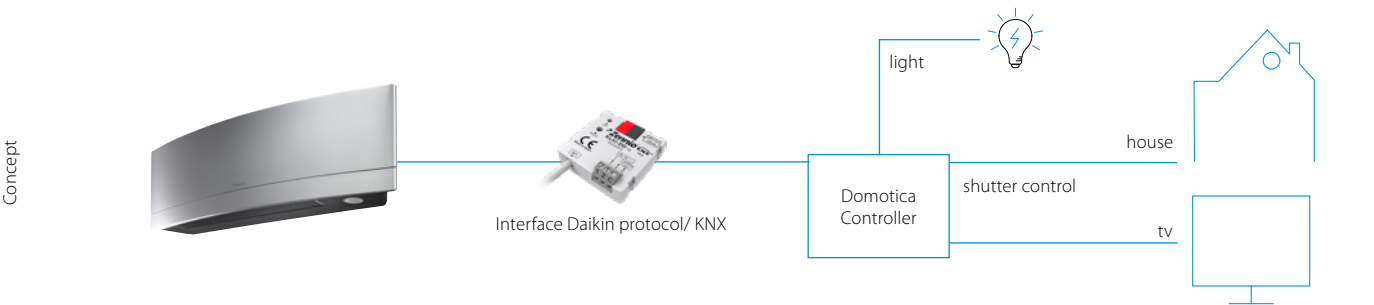
* For all connectable indoor units and Biddle air curtains please refer to the Conveni-pack pages in this catalogue

KLIC-DDV3
KLIC-DI_V2

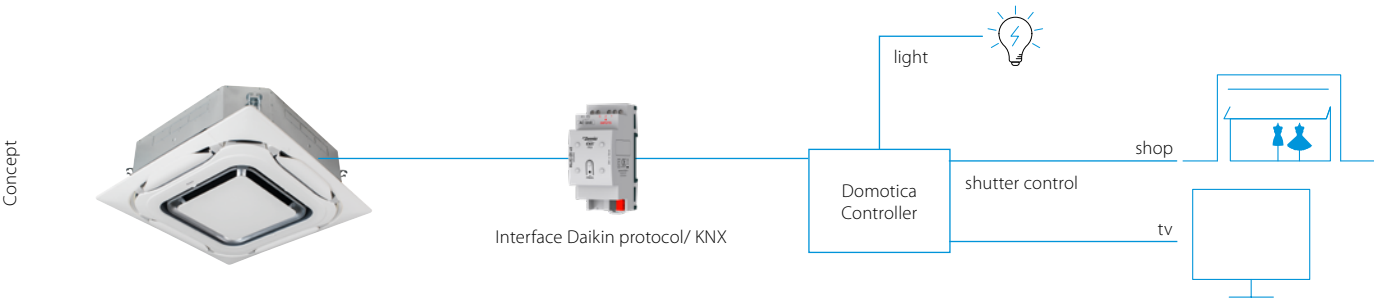
KNX interface

Integration of Split, Sky Air and VRV in HA/BMS systems

Connect split indoor units to KNX interface for Home Automation system



Connect Sky Air / VRV indoor units to KNX interface for BMS integration





KNX interface line-up

The integration of Daikin indoor units through the KNX interface allows monitoring and control of several devices, such as lights and shutters, from one central controller. One particularly important feature is the ability to programme a 'scene' - such as "Home leave"

- in which the end-user selects a range of commands to be executed simultaneously once the scenario is selected. For instance in "Home leave", the air conditioner is off, the lights are turned off, the shutters are closed and the alarm is on.

KNX interface for

	 KLIC-DDV3 size 45x45x15mm Split	 KLIC-DI_V2 size 90x60x35mm Sky Air	VRV
Basic control			
On/Off	•	•	•
Mode	Auto, heat, dry, fan, cool	Auto, heat, dry, fan, cool	Auto, heat, dry, fan, cool
Temperature	•	•	•
Fan speed levels	3 or 5 + auto	2 or 3	2 or 3
Swing	Stop or movement	Stop or movement	Swing or fixed positions (5)
Advanced functionalities			
Error management	Communication errors, Daikin unit errors		
Scenes	•	•	•
Auto switch off	•	•	•
Temperature limitation	•	•	•
Initial configuration	•	•	•
Master and slave configuration		•	•

DCM010A51

PMS Interface

Hotel interface connecting Daikin HVAC Property Management Systems



Room view showing room status: check-in, check-out, pre-heating / cooling status, room temperature and A/C status

HVAC settings can be easily observed and changed by the reception desk

Multiple room types (bed-room, meeting room, ...) can be defined with customized A/C settings for each type

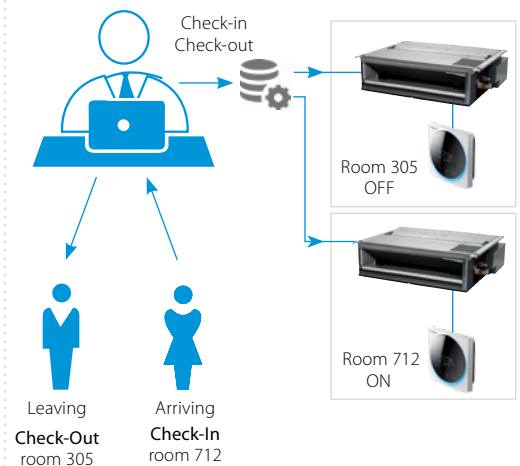
Features

- User-friendly interface for easy front desk support in hotels, conference centers, ...
- Compatible with Oracle Opera PMS (formerly known as Micros Fidelio)
- Automated push of indoor unit settings based on the Opera PMS Check-In and Check-Out commands
- Energy saving thanks to the possibility to limit temperature setpoint
- Up to 5 customized operation profiles based on weather conditions
- Available in 23 languages
- Up to 2,500 units / rooms can be managed
- The Daikin PMS is using the FIAS protocol, designed by Oracle, to interface with the Property Management System.

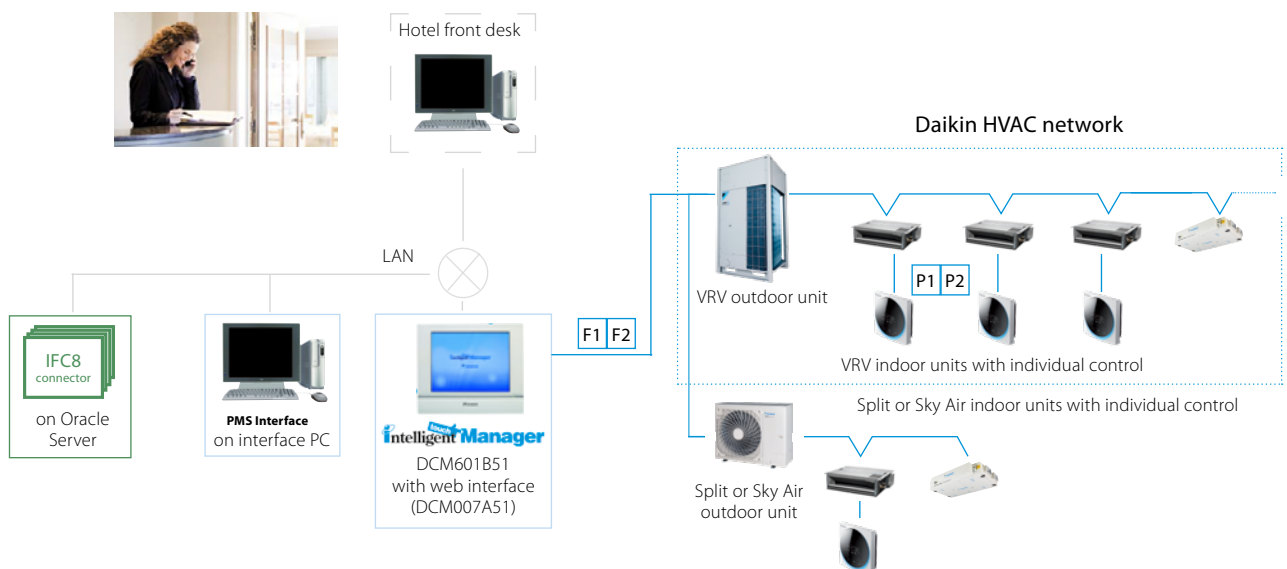
Hotel case example:

- On check-in the HVAC for the room is automatically switched on
- On check-out the HVAC for the room is automatically switched off.
- Increased hotel customer experience by pre-heating / cooling of booked rooms

Hotel front desk



Simplified configuration of Daikin PMS interface

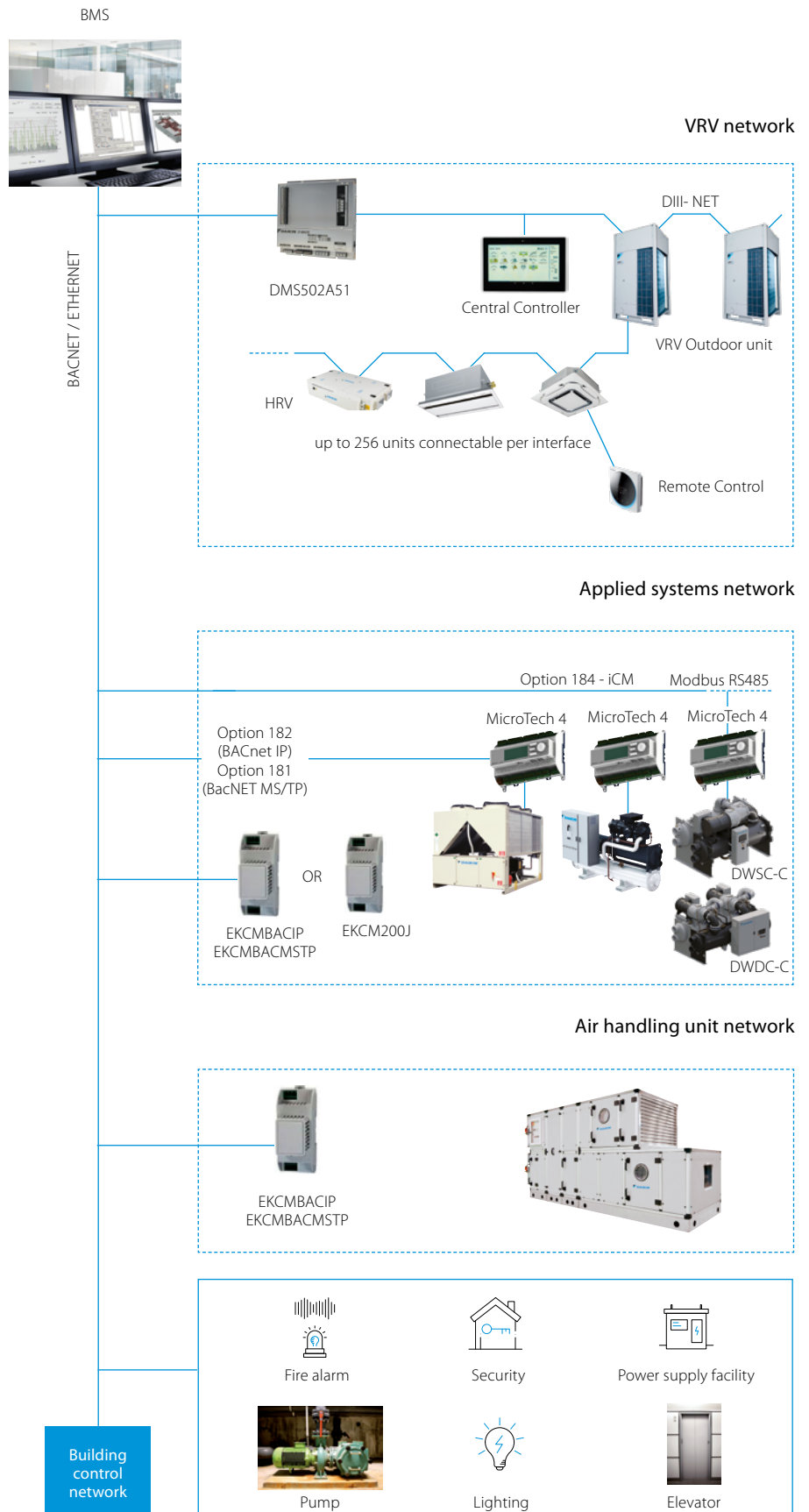


DMS502A51 / EKACBACMSTP / EKCMBACIP / EKCMBACMSTP

BACnet Interface

Integrated control system for seamless connection between VRV, applied systems, air handling units and BMS systems

- Interface for BMS system
- Communication via BACnet protocol (connection via Ethernet)
- Unlimited site size
- Easy and fast installation
- PPD data is available on BMS system (only for VRV)

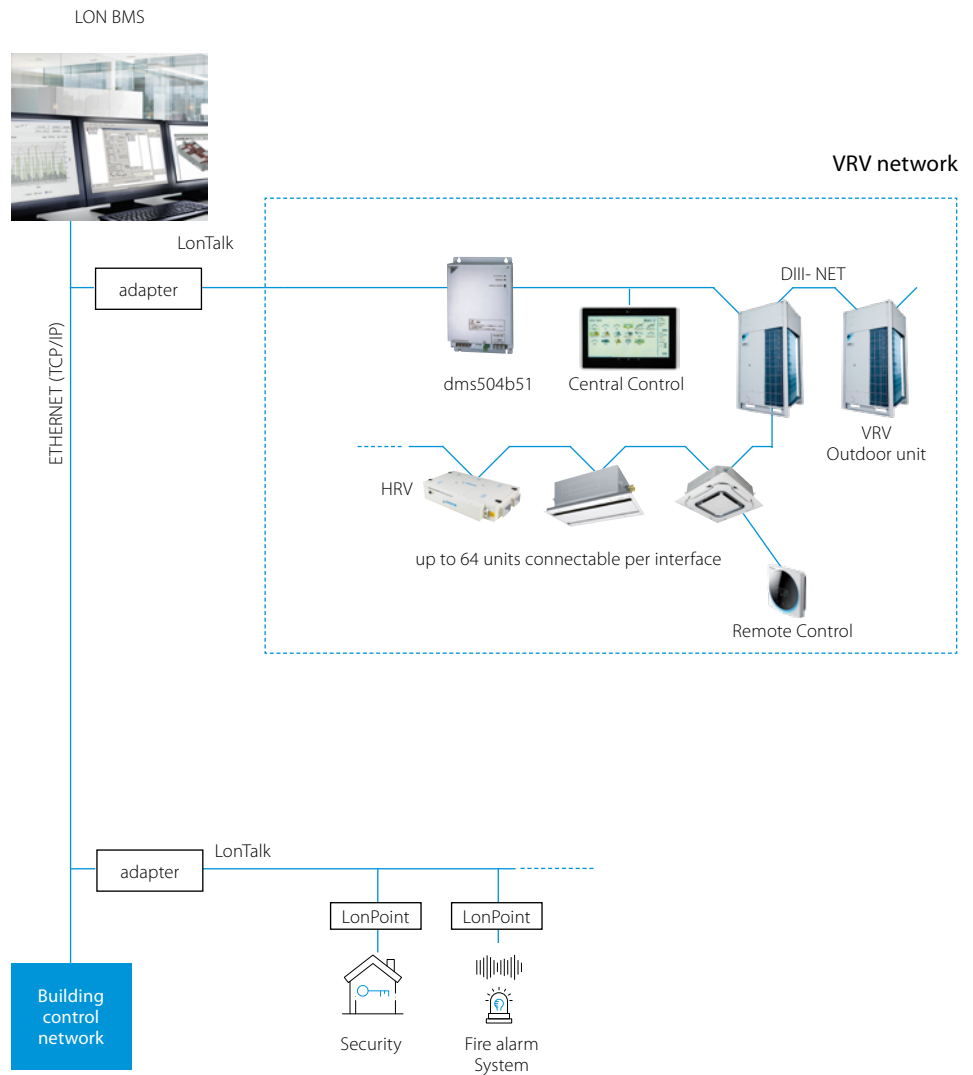


DMS504B51

LonWorks Interface

Open network integration of VRV monitoring and control functions into LonWorks networks

- Interface for Lon connection to LonWorks networks
- Communication via Lon protocol (twisted pair wire)
- Unlimited sitesize
- Quick and easy installation



Welcome to Daikin on Site (DoS),

the future of HVAC management and a revolution in digital services. Our unique platform integrates state-of-the-art technology to deliver the best digital solutions. With DoS, you will experience remote monitoring and control for chiller plants and air handling units via our cloud-based system.

Our focus is on maximizing uptime, enhancing efficiency, and extending equipment life. Real-time data access and expert support allow us to spot cost-saving opportunities and prevent unexpected issues, ensuring a smooth user experience. Embrace intelligent HVAC management with Daikin on Site.

Benefits and Value



Remote Monitoring

Keep an eye on your chiller plants and air handling units from anywhere with internet access, ensuring peace of mind and quick response to any issues, thus minimizing downtime and maximizing productivity.



Alarm Notifications

Receive instant alerts for any abnormalities or issues detected within your HVAC systems, allowing you to take immediate action and prevent costly disruptions, ensuring continuous operation and customer satisfaction.



Real-Time Data Access

Gain instant access to real-time performance data, allowing you to make informed decisions swiftly, optimize system efficiency, and identify cost-saving opportunities in real-time.



Customizable Dashboard

Tailor your dashboard to display the metrics and information most relevant to your operations, providing you with a personalized and intuitive interface for efficient monitoring and control of your HVAC systems.



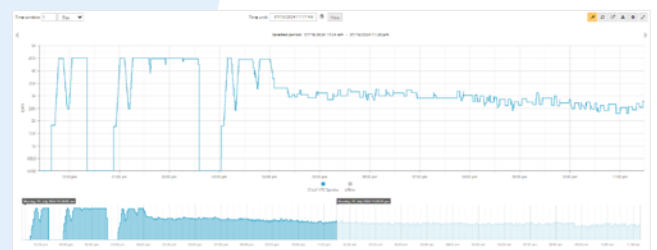
Remote Control

Adjust settings and parameters remotely, enabling you to fine-tune your HVAC systems without the need for on-site intervention, saving time and resources while ensuring optimal performance.



Data Analytics

Utilize advanced data analytics to analyze historical performance trends, identify patterns, and predict potential issues before they occur, enabling proactive maintenance and minimizing the risk of unexpected downtime.



Datapoint trend analysis

The dashboard displays a table of active alarms with the following columns: Ticket status, Raised, Priority, Event state, Label, Address, and Plant name. The table lists several alarms, including 'Class 1 - GFT Normal' and 'Class 1 - Fault', with their respective timestamps and plant names.

Ticket status	Raised	Priority	Event state	Label	Address	Plant name
Open	2024.07.16 11:20:26	Class 1	GFT Normal	+ 14.12.2023 22:21...		
Open	2024.07.16 10:58:57	Class 1	GFT Normal			
Open	2024.07.16 10:58:57	Class 1	high load	+ 28.12.2023 07:51...		
Open	2024.07.16 07:49:27	Class 1	GFT Normal	+ 02.12.2023 10:16...		
Open	2024.07.09 15:25:29	Class 1	Fault	+ 14.12.2023 11:36...		
Open	2024.07.09 15:25:29	Class 1	Fault	+ 14.12.2023 11:36...		
Open	2024.07.09 15:25:29	Class 1	Fault	+ 14.12.2023 11:36...		

Advanced Alarm Dashboard

With Daikin on Site, you're not just monitoring your systems — you're optimizing, predicting, and staying one step ahead at all times.

Subscription

	DoS PREMIUM	DoS PARTNER	DoS CONNECT
Number of parameters	Up to 500	Up to 200	Up to 100
Web graphics	INCLUDED	INCLUDED	INCLUDED
Core features	INCLUDED	INCLUDED	INCLUDED
Advanced features	INCLUDED	NOT INCLUDED	NOT INCLUDED
Target Products	Large/Medium Chillers (ICM)	Large/Medium Chillers, 3rd Part Chillers, M&M Kit	Small Chillers and AHU

Now available

Main features

	Description	DoS PREMIUM	DoS PARTNER	DoS CONNECT
Datapoints	The maximum number of available datapoints from the unit for monitoring	up to 500	up to 200	up to 100
Data Storage	The duration of storage for historical datapoint values	10-years	1-year	1-year
Reporting	Reports for comprehensive data analysis and visualization	•	•	•
Core Features				
Map & KPI	Map overview with quick KPI indicators for a snapshot of performance metrics	•	•	•
Remote Alarm Notification	Email notifications when alarms occur, keeping users promptly informed of any issues	•	•	•
Alarm Dashboard	Overview of alarm troubleshooting and ticket management	•	•	•
Datapoint List	Provides datapoint details for each chiller and Air Handling Units (AHUs) in the plant	•	•	•
Web Graphics	Interactive visualization of data. Web graphic section in read/write mode	•	•	•
Dashboard	Graphical overview of the unit operations	•	•	•
Trend Viewer	Visually track selected KPI trends	•	•	•
Scheduler	Enables schedule start and stop times for the unit operations	•	•	•
Web Access	Virtual duplication of physical unit display, authorized user can make changes to control setting of unit	•	•	•
Advanced features				
Leak Detection	Designed to identify and locate refrigerant leaks or insufficient level of refrigerant	•		
Predictive maintenance	Advance algorithm to predict failure by processing historical data	•		

Now available

If you need more information about Daikin on Site, make sure to visit the link* and reach out to your local Daikin office.

* Only accessible if you have a Daikin ID





TZD

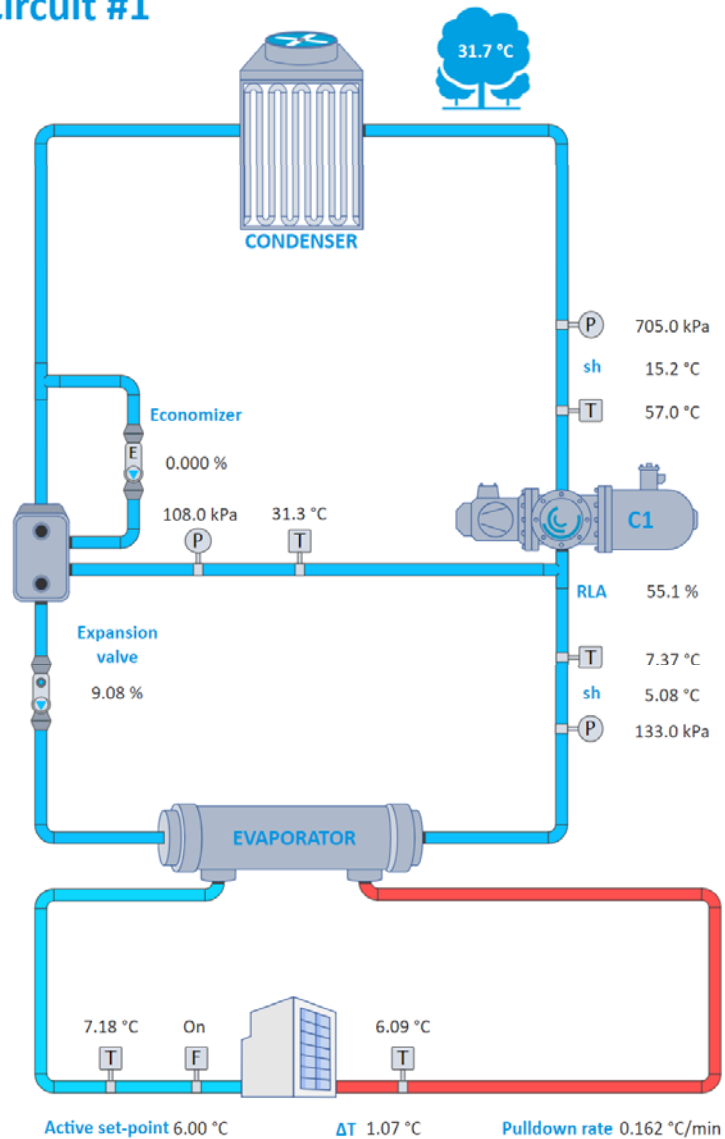
Unit main CH-24D10814-KKKKXX	
Alarm	Alarm
Clear alarm	Off
Chiller enable	Enable
Unit status	Auto
Unit capacity	36.0 %
Mode	Cool

Unit	
Demand limit enable	Disable
Setpoint reset enable	None
Soft loading enable	Disable
Quiet mode enable	Disable
Control source	Local

Circuit	
Capacity control	Auto
Manual capacity	36.0 %
Cycle time left	0.000 s
Cycle time clear	Off
Last start	07/16/2024 06:42
Last stop	07/16/2024 06:31
Power circuit	18.8 kW
Current circuit	104.1 A

Fans	
Fan stages	1: On 2: On 3: On 4: On 5: Off 6: Off
Running fans	4
Cond. target	41.4 °C
VFD target	41.4 °C

Circuit #1



Daikin on Site- Remotely yours @ www.daikinonsite.com

Visualisation of web graphic



IEQ Sensor

Our New Indoor Environmental
Quality Sensor



Daikin's newest device measures and
analyzes your indoor environment
to improve your well-being

Features

The Daikin IEQ Sensor measures your well-being by tracking indoor air quality values, environmental comfort, and electromagnetic pollution. It is available with 12 sensors and 15 parameter measures, and connects through your Wi-Fi network or via NB-IoT technology.

✓ Complete Standalone Installation

The Daikin IEQ Sensor does not have to be paired with another product, for an extremely easy and completely standalone installation that takes about a minute. The device can be powered up with microUSB power supply (included). The material code is AIRSENSEPROPLUS.

✓ Caelum Monitoring Platform

The device connects to Caelum, Daikin's monitoring platform, at www.daikiniaq.com. This enables you to easily monitor Indoor Air Quality levels and create regular reports based on the data detected by the sensor. You can even use the platform to show your indoor air quality levels to your visitors.

✓ Mobile App

The configuration app is available as Daikin AirSense on both the App Store and Play Store. Once installed on your mobile device and logged in, scan the QR code on the IEQ sensor and the app will guide you through the entire configuration process. Once your sensor is configured, you will have access to the entire set of functions from your mobile.

✓ Connectivity

The IEQ sensor ensures perfect integration with Daikin on Site and Daikin Cloud Service, Daikin's remote monitoring and smart maintenance platform. It gives you perfect control over the entire heating, ventilation and air conditioning system installed in your building. You can use interlock function between IAQ sensor and AHUs.

✓ Available ReFilter tools

Product Hierarchy

Material – Product hierarchy: Accessory
Material name: AIRSENSEPROPLUS
Business Pillar: SERVICES

✓ Green Building Certification

Installing the Daikin IEQ sensor can help you achieve better sustainability ratings and green building projects certified with LEED and WELL certification thanks to Indoor Environmental Quality credits.

✓ Video wall

The video wall is a great tool to have a general overview of the measurements conducted by the device. This screen can be shared with the occupants of the buildings to show in each moment the Indoor Air Quality status.

✓ Communication capability

NB-IoT: This technology can reach devices in areas where reception is poor or difficult to reach. Complete standalone installation. This is a perfect solution for service purposes where access to local Wi-Fi is not allowed or not available.

Wi-Fi: Easy and complete standalone installation.

Daikin IEQ Sensor kit

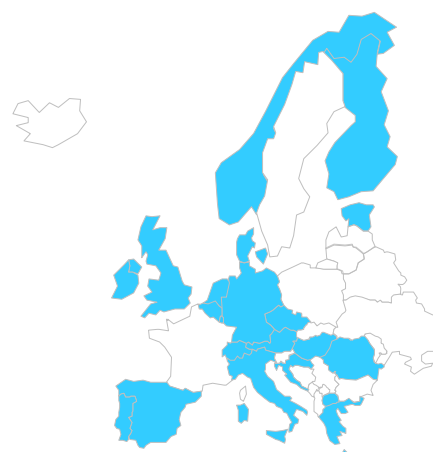
The IEQ sensor kit comes in a carton box containing the following items:

- Power Supply plug
- USB - Micro USB Cables
- Wall fixing kit
- Quick installation guides



NB-IoT or WiFi?

Communication is either Wifi or NB-IoT network (mobile network). The NB-IoT services is available in the following 18 countries: Austria, Belgium, Czech Republic, Denmark, Estonia, Germany, Greece, Hungary, Ireland, Italy, the Netherlands, Norway, Portugal, Romania, Spain, Switzerland, United Kingdom. NB-IoT services carry a fee (invoiced after the first year of usage).



Daikin Configurator Tool + Software

Simplified commissioning: graphical interface to configure, commission and upload system settings

Simplified commissioning

The Daikin configurator for VRV is an advanced software solution that allows for easy system configuration and commissioning:

- Less time is required on the roof configuring the outdoor unit
- Multiple systems at different sites can be managed in exactly the same way, thus offering simplified commissioning for key accounts
- Initial settings on the outdoor unit can be easily retrieved



Simplified
commissioning



Retrieve initial
system settings



K.RSS

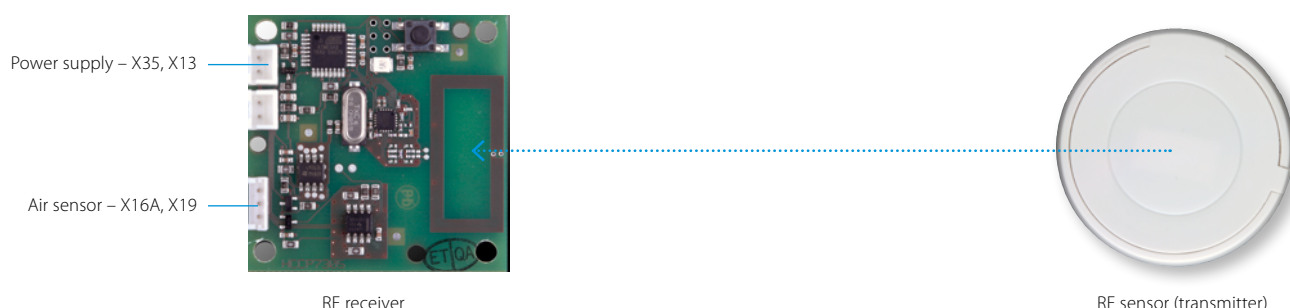


Wireless room temperature sensor for Sky Air and VRV

Flexible and easy installation

- Accurate temperature measurement thanks to flexible placement of the sensor
- No need for wiring
- No need to drill holes
- Ideal for refurbishment

Connection diagram Daikin indoor unit PCB (FXSQ example)



Specifications

Wireless room temperature sensor kit (K.RSS)			
		Wireless room temperature receiver	Wireless room temperature sensor
Dimensions	mm	50x50	ø 75
Weight	g	40	60
Power supply		16VDC, max. 20 mA	N/A
Battery life		N/A	+/- 3 years
Battery type		N/A	3 Volt Lithium battery
Maximum range	m		10
Operation range	°C		0~50
Communication	Type		RF
	Frequency	MHz	868.3

- Room temperature is sent to the indoor unit every 90 seconds or if the temperature difference is 0.2°C or larger.

KRCS*

Wired room temperature sensor for Sky Air and VRV

- Accurate temperature measurement, thanks to flexible placement of the sensor
- Specific model code for each indoor unit can be found in the option tables



Specifications










Dimensions (HxW)	mm	60x50
Weight	g	300
Length of branch wiring	m	12

Adapter PCBs

Simple solutions for unique requirements





Concept and benefits

- Low cost option to satisfy simple control requirements
- Deployed on single or multiple units

			Connectable to:		
			Split	Sky Air	VRV
	(E)KRP1B* adapter for wiring	<ul style="list-style-type: none"> ▪ Facilitates integration of auxiliary heating apparatus, humidifiers, fans, damper ▪ Powered by and installed at the indoor unit 		•	•
	KRP2A*/KRP4A* Wiring adapter for electrical appendices	<ul style="list-style-type: none"> ▪ Remotely start and stop up to 16 indoor units (1 group) (KRP4A* via F1 F2) ▪ Remotely start and stop up to 128 indoor units (64 groups) (KRP2A* via P1 P2) ▪ Alarm indication/ fire shut down ▪ Remote temperature setpoint adjustment ▪ Cannot be used in combination with a central controller 		•	•
	SB.KRP58M2	<ul style="list-style-type: none"> ▪ Low noise and demand control option for RZAG-N* and RZASG-M* series. ▪ Obligatory mounted plate EKMKA2 needs to be ordered separately 		•	
	KRP58M51	<ul style="list-style-type: none"> ▪ Low noise and demand control option for RZA-D series. ▪ Includes obligatory mounted plate EKMKA3 ▪ Obligatory mounting plate EKMKA3 needs to be ordered separately 		•	
	DTA104A* Outdoor Unit External Control Adapter	<ul style="list-style-type: none"> ▪ Individual or simultaneous control of VRV system operating mode ▪ Demand control of individual or multiple systems ▪ Low noise option for individual or multiple systems 			•
	DCS302A52-9 Unification adapter for computerized control	<ul style="list-style-type: none"> ▪ Enables unified display (operation/malfunction) and unified control (ON/OFF) from BMS system ▪ Must be used together with Intelligent Touch Controller or intelligent Touch Manager ▪ Cannot be combined with KRP2/4* ▪ Can be used for all VRV indoor models 			•
	KRP928* Interface adapter for DIII-net	<ul style="list-style-type: none"> ▪ Allows integration of split units to Daikin central controls 	•		
	KRP980* Adapter for split units without an S21 port	<ul style="list-style-type: none"> ▪ Connect a wired remote control ▪ Connect to Daikin central controls ▪ Allow external contact 	•		
	KRP413* Wiring adapter normal open contact / normal open pulse contact	<ul style="list-style-type: none"> ▪ Switch off auto restart after power failure ▪ Indication of operation mode / error ▪ Remotely start / stop ▪ Remotely change operation mode ▪ Remotely change fan speed 	•		

Some adapters require an installation box, refer to the option lists for more information

Accessories

EKRORO		<ul style="list-style-type: none"> ▪ External ON/OFF or forced off ▪ Example: door or window contact
EKRORO 3		<ul style="list-style-type: none"> ▪ External ON/OFF or forced off ▪ F1/F2 contact ▪ Example: door or window contact
KRC19-26A		<ul style="list-style-type: none"> ▪ Mechanical cool/heat selector ▪ Allows switching over an entire system between cooling/heating/fan only ▪ Connects to the A/B/C terminals of the unit
BRP2A81		<ul style="list-style-type: none"> ▪ Cool/heat selector PCB ▪ Required to connect KRC19-26A to a VRV IV outdoor unit

Individual and centralised controls

	BRC1D*	BRC1E*	BRC1H*	DCS301B51	DST301B51	DCS302C51	DCS601C51
Madoka Assistant app for advanced settings			•				
Electrical box KJB111A	•	•	•				
Electrical box KJB212A(A) (1)	•	•		•	•		
Electrical box KJB311A(A)						•	
Electrical box KJB411AA							•

(1) recommended as wider (more stable mounting)

Intelligent Tablet Controller - DCC601A51

Intelligent Controller		
Options for local control		
Wired screen for local control	AL-CCD07-VESA-1	•
Commissioning tool		•
Software update tool		•

Standard protocol interfaces - DMS502A51

BACnet Interface		
DIII-net expansion board (2 ports), connects up to 128 additional indoor units	DAM411B51	•
Digital pulse inputs (12) for PPD functionality	DAM412B51	•

Intelligent Chiller Manager

Intelligent Manager		
Differential Pressure Sensor 4-20 mA 0-160 kPa	EKQDP2M016	•
Differential Pressure Sensor 4-20 mA 0-250 kPa	EKQDP2M020	•
Differential Pressure Sensor 4-20 mA 0-400 kPa	EKQDP2M040	•
Differential Pressure Sensor 4-20 mA 0-600 kPa	EKQDP2M060	•
ModBus RTU communication module	EKCM200J	•
BACnet IP communication module	EKCMBACIP	•

Intelligent Touch Manager - DCM601B51



DIII Plus Adaptor - Allows connection of additional 64 indoor units/groups. Only one adaptor can be connected (for more units, use DIII Plus Adaptor Slots)	DGE601A52	•
DIII Plus Adaptor - Allows connection of additional 64 indoor units/groups. Up to 6 Adaptor Slots can be added to a DIII Plus Adaptor	DGE601A53	
iTM plus adaptor - Allows connection of an additional 64 indoor units/groups. Up to 7 adaptors can be connected	DCM601A52	•
iTM PPD software - Allows distribution of used kWh by indoor units connected to the iTM	DCM002A51	•
iTM HTTP interface - Allows communication to any third party controller via http interface	DCM007A51	•
iTM Energy navigator - Energy management option	DCM008A51	•
iTM BACnet Client option - Enables integration of third party devices to the iTM via the BACnet/IP protocol. (This is not a gateway and cannot replace DMS502A51)	DCM009A51	•
Property Management System (PMS) interface option - Enables to connect to third party PMS systems	DCM010A51	• Oracle Opera PMS

WAGO interface options for intelligent Touch Manager

Required or optional WAGO base modules

Module type	Model code	Specifications	
24 V DC power supply	787-712	100 to 240 V AC → 24 V DC, 2.5 A	Required
Communications unit (Bus coupler)	WGDCMCPLR2	RS-485, Max:115.2kbps, not programmable	Required
Connector (I)	750-960		Required
Terminator module	750-600		Required
Power supply module	750-613	IN: 24 V DC, OUT: 5 V DC	Optional

Supported WAGO I/O modules

I/O module type	Model code	Specifications	N° of contacts
Di	750-400	No-voltage contact input Contact rating: 24 V DC / 4.5 mA"	2
	750-432		4
	750-430	No-voltage contact input Contact rating: 24 V DC / 2.8 mA	8
Do	750-513/000-001	No-voltage contact output Contact rating: 230 V AC / 30 V DC, 2 A	2
	750-504	No-voltage contact output Contact rating: 24 V DC / 0.5 A	4
Ai	750-454	Rated at 4 to 20 mA: 12-bit resolution	2
	750-455		4
	750-479	Rated at -10 to 10 V: 13-bit resolution	2
	750-459	Rated at 0 to 10 V: 12-bit resolution	4
Ao	750-554	Rated at 4 to 20 mA: 12-bit resolution	2
	750-555		4
	750-560	Rated at -10 to 10 V: 10-bit resolution	2
	750-559	Rated at 0 to 10 V: 12-bit resolution	4
Thermistor	750-461/020-000	NTC20K thermistor	2
	750-461	Pt 100/RTD	2
	750-460		4
	750-461/000-003	Pt 1000/RTD	2
	750-460/000-003		4
	50-461/000-004	Ni 100/RTD	2
	750-461/000-005	Ni1000 TK6180/RTD	2
	750-460/000-005		4
Pi	750-638	Minimum pulse width: 1 ms	2

(1) This connector must be attached to a communications unit that is connected to the RS485 port (2-pin) of the iTM unit.

(2) To connect intelligent Touch Manager to the Daikin Cloud Service, the IoT gateway (EU.SB.5000072) and AC/DC converter (999175A) is needed.

Power supply

T1	=	3~, 220V, 50Hz
V1	=	1~, 220-240V, 50Hz
VE	=	1~, 220-240V/220V, 50Hz/60Hz*
V3	=	1~, 230V, 50Hz
VM	=	1~, 220~240V/220~230V, 50Hz/60Hz
W1	=	3N~, 400V, 50Hz
Y1	=	3~, 400V, 50Hz

* For VE power supply only 1~, 220-240V, 50Hz data is displayed in this catalogue.

Conversion table refrigerant piping

inch	mm
1/4"	6.4 mm
3/8"	9.5 mm
1/2"	12.7 mm
5/8"	15.9 mm
3/4"	19.1 mm
7/8"	22.2 mm
1 1/8"	28.5 mm
1 3/8"	34.9 mm
1 5/8"	41.3 mm
1 3/4"	44.5 mm
2"	50.8 mm
2 1/8"	54 mm

F-gas regulation

Any refrigeration system that contains fluorinated greenhouse gases is in scope of the F-gas regulations.

For fully/partially pre-charged equipment: contains fluorinated greenhouse gases. Actual refrigerant charge depends on the final unit construction, details can be found on the unit labels and in the notes underneath the specification tables in this catalogue.

For non pre-charged equipment (including, but not limited to racks): its functioning relies on fluorinated greenhouse gases.

The F-gas regulations do not apply to systems that contain only natural refrigerants such as propane or carbon dioxide.

Measuring conditions

Air conditioning

1) Nominal cooling capacities are based on:	
Indoor temperature	27°CDB/19°CWB
Outdoor temperature	35°CDB
Refrigerant piping length	7.5m - 8/5m VRV
Level difference	0m
2) Nominal heating capacities are based on:	
Indoor temperature	20°CDB
Outdoor temperature	7°CDB/6°CWB
Refrigerant piping length	7.5m - 8/5m VRV
Level difference	0m

Refrigeration

ZEAS	Chilling	Evaporating temp. -10°C; outdoor temp. 32°C; Suction SH10°C
	Freezing	Evaporating temp. -35°C; outdoor temp. 32°C; Suction SH10°C
Conveni-Pack	Mix Air conditioning and refrigeration operating mode	Indoor temp. 27°CDB/19°CWB; outdoor temp. 32°CDB; piping length:7.5m; level difference: 0m; refrigeration side: Evaporating temp. -10°C; outdoor temp. 32°CDB; Suction SH: 10°C
	Mix heating and refrigeration operating mode (Heating recovery 100% mode)	Indoor temp. 20°C; outdoor temp. 7°CDB,6°CWB; advertised refrigerant load (Evaporating temp. -10°C; Suction SH: 10°C); piping length:7.5m; level difference: 0m
Booster unit		Evaporating temp. -35°C; outdoor temp. 32°C; suction SH 10K; saturated temp. to discharge pressure of booster unit -10°C
CCU/SCU	Medium temperature application	Medium temperature application: Outside ambient temp. 32°C; Evaporating temp. = -10°C and 10K superheat;
	Low temperature application	Low temperature application: Outside ambient temp. 32°C; Evaporating temp. = -35°C and 20°C suction gas temperature
Zanotti	Uni-Block, Bi-Block, Wineblock	High temperature
		Medium temperature
		Low temperature
	CU (one, twin, and more compressor(s))	Medium temperature
		Low temperature

Applied systems

Air cooled	Cooling only	Evaporator: 12°C/7°C	Ambient: 35°CDB
	Heat pump	Evaporator: 12°C/7°C Condenser: 40°C/45°C	Ambient: 35°C Ambient: 7°CDB/6°CWB
Water cooled	Cooling only	Evaporator: 12°C/7°C Condenser: 30°C/35°C	
	Heating only	Evaporator: 12°C/7°C Condenser: 40°C/45°C	
Condenserless chiller		Evaporator: 12°C/7°C	
		Condensing temperature: 45°C / liquid temperature: 40°C	
Fan coil units	Cooling	Indoor temperature 27°CDB, 19°CWB; entering water temperature 7°C, water temperature rise 5K	
	Heating	Indoor temperature 20°CDB, 15°CWB; entering water temperature 45°C, water temperature drop 5K	
		Indoor temperature 20°CDB, 15°CWB; entering water temperature 65°C, water temperature drop 10K	
Air Handling Units		Temperature and humidity conditions: Extract air 22°C / 50%; Fresh air -10°C / 90%	

The sound pressure level is measured via a microphone at a certain distance from the unit. It is a relative value, depending on the distance and acoustic environment (for measuring conditions: please refer to the technical databooks). The sound power level is an absolute value indicating the "power" which a sound source generates. For more detailed information please consult our technical databooks.



Meet Daikin Altherma 4 H

New high temperature air-to-water heat pump, perfect for any house modernisation.

daikin.eu



Daikin Europe N.V. participates in the Eurovent Certified Performance programme for Fan Coil Units and Variable Refrigerant Flow systems. Daikin Applied Europe S.p.A. participates in the Eurovent Certified Performance programme for Liquid Chilling Packages, Hydronic Heat Pumps and Air Handling Units. Check ongoing validity of certificate: www.eurovent-certification.com

ECPEN25-500



The present publication is drawn up by way of information only and does not constitute an offer binding upon Daikin Europe N.V. Daikin Europe N.V. has compiled the content of this publication to the best of its knowledge. No express or implied warranty is given for the completeness, accuracy, reliability or fitness for particular purpose of its content and the products and services presented therein. Specifications are subject to change without prior notice. Daikin Europe N.V. explicitly rejects any liability for any direct or indirect damage, in the broadest sense, arising from or related to the use and/or interpretation of this publication. All content is copyrighted by Daikin Europe N.V.